A Database Publication

ATARI USER

Vol. 3 No. 9 January 1988 £1.25

NEW! The easy way to learn Basic

Seek and destroy in **SUBHUNT**

Go ultra-sonic! Build your own DIY remote controller for the Atari

Now on the XE: Return of the Golden Oldies

UTILITIES Poster printer File converter

SOFTWARE EXPRESS Ltd.

ATARI

NEW RELEASES!!!

ALTERNATE REALITY (THE DUNGEON)	DISK	£19.99
GUILD OF THIEVES	DISK	£19.95
KNIGHT ORC	CASS	£14.95
KNIGHT ORC	DISK	£14.95
DRUID	CASS	£7.95
DRUID	DISK	£12.95
THE LIVING DAYLIGHTS	CASS	£9.95
THE LIVING DAYLIGHTS	DISK	£14.95
ARKANOID	CASS	£8.95
ARKANOID	DISK	£14.95
DARG	CASS	£3.99
DARG	DISK	£7.99
JOE & THE NUCLEAR CAVERNS	CASS	£3.99
JOE & THE NUCLEAR CAVERNS	DISK	£7.99

SPECIAL OFFERS!!!

CONVERSATIONAL FRENCH	CASS
CONVERSATIONAL GERMAN	CASS
KINGS SIZE (50 GAMES)	CASS
FIRST STEPS WITH THE MR.MEN	CASS
MICKEY IN THE GREAT OUTDOORS	DISK
MOUNTAIN KING	CART
MINER 2049ER	CART
BASIC (400/800)	CART
ROSENS BRIGADE	CASS & DISK
CLOWNS AND BALLOONS	CASS & DISK
SEA BANDITS	CASS & DISK
POOYAN	CASS & DISK

ONLY £5.00 EACH !!!

POLE POSITION	**CASS**
LONE RAIDER	**CASS**

ONLY £2.00 EACH !!!

TRIVIAL PURSUIT
THE ULTIMATE COMPUTER BOARD GAME FOR THE ATART C/D £14.95/£19.95

XLENT SOFTWARE *10-PRINT-*
ALLOWS YOU TO PRINT, EDIT FONTS AND DUMP GRAPHIC 8 SCREENS TO A 1029 PRINTER.....(DISK) £14.95

THE FIRST XLENT WORD PROCESSOR
"ANTIC" MAGAZINE AWARD WINNER FOR 1987..... (DISK) £29.95



THE ONE STOP ATARI SHOP

021 328 3585
021 643 9100

MAGAZINES - BACK ISSUES STILL AVAILABLE - PHONE FOR DETAILS

ATARI 130XE COMPUTER/XC12 DATA RECORDER PACK
INCLUDING JOYSTICK AND 6 PROGRAMES!..... £139.95

MINI-OFFICE II	£19.95
SYNCALC (DISK) - ADVANCED SPREADSHEET	£49.95
SYNFILE (DISK) - ULTIMATE FILING SYSTEM	£49.95

O.S.S PRODUCTS

THE WRITERS TOOL (ROM)	£69.00
BASIC XL (ROM)	£59.00
BASIC XE (ROM)	£79.00
MAC/65 (ROM)	£69.00
BASIC XL TOOLKIT	£29.95

ATARI ST'S AVAILABLE FROM £259.00 PHONE

This Advert was typeset on an Atari ST using Fleet Street Publisher, and output to a Qms PS800+ Laser Printer.

ATARI 400/800 OWNERS "THE PROGRAMMER " CONTAINING BASIC ROM & MANUALS ONLY ..... £7.95!

SEND OR PHONE FOR OUR LATEST PRICE LIST
ATARI V.C.S /XL/XE 520/1040 (PLEASE SPECIFY)

BOOKS

DE RE ATARI - A GUIDE TO EFFECTIVE PROGRAMMING	£17.00
ATARI TECHNICAL REFERENCE NOTES	£17.00
ATARI 130XE HANDBOOK (XL/XE BASIC MANUAL)	£8.95

OTHER BOOKS AVAILABLE - PHONE WITH REQUIREMENTS

ATARI CARTRIDGES

ASSEMBLER EDITOR	£19.95
CAVERNS OF MARS	£7.95
DEFENDER	£7.95
DIG DUG	£7.95
DONKEY KONG JNR.	£7.95
JOUST	£7.95
LOGO	£29.95
MICROSOFT BASIC II	£19.95
MISSILE COMMAND	£7.95
MUSIC COMPOSER	£7.95
SKY WRITER	£7.95
STAR RAIDERS	£7.95
TENNIS	£7.95
TYPO ATTACK	£7.95

ATARI ATARI ATARI ATARI

DEALER and OVERSEAS Enquiries Welcome

514-516 Alum Rock Road, Alum Rock, Birmingham. Telephone: 021 328 3585
212-213 Broad Street, Birmingham. Telephone: 021 643 9100

Vol. 3 No. 9 January 1988

Managing Editor:
Derek Meakin

Group Editor:
Alan McLachlan

Features Editor:
Peter Davidson

Production Editor:
Peter Glover

Editorial Assistant:
Neil Fawcett

News Editor:
Mike Cowley

Technical Editor:
André Willey

Advertisement Manager:
John Snowdon

Advertising Sales:
Nora Lawton

Tel: 0625 878888 (Editorial)
0625 878888 (Advertising)
0625 879940 (Subscriptions)

Telex: 26571 MONREF G
Quoting Ref. 72:MAG001

Telecom Gold: 72:MAG001

Prestel Mailbox: 614568383

Fax: 0625 879966

Published by:
Database Publications Ltd,
Europa House, Adlington Park,
London Road, Adlington,
Macclesfield, Cheshire SK10 5NP.

ABC 33,573 January-June, 1986

Subscription rates for 12 issues, post free:

£15 – UK
£18 – Europe (incl. Eire)
£33 – Overseas (Airmail)

ISSN 0266-545X

"Atari User" welcomes program listings and articles for publication. Material should be typed or computer-printed, and preferably double-spaced. Program listings should be accommpanied by cassette tape or disc. Please enclose stamped, self-addressed envelope, otherwise the return of material cannot be guaranteed. Contributions accepted for publication by Database Publications Ltd will be on an all-rights basis.

© 1988 Database Publications Ltd. No material may be reproduced in whole or in part without writen permission. While every care is taken, the publishers cannot be held legally responsible for any errors in articles, listings, or advertisements.

"Atari User" is an independent publication and Atari Corp (UK) Ltd are not responsible for any of the articles they contain or for any of the opinions expressed.

News trade distribution: Europress Sales and Distribution Limited, Unit 1, Burgess Road, Ivyhouse Lane, Hastings, East Sussex TN35 4NR. Tel: 0424 430422.

Contents

News 5
All the latest from the ever-changing world of 8 bit Atari.

Rouloc 9
More amazing exploits with our resident Atari adventurer.

Fun with maths 11
An easy-to-use routine to help the kids with mental arithmetic.

Reviews 13
Our evaluation team takes a look at the latest software releases.

Good old games 18
We reminisce with classic cartridge software from years gone by.

MicroLink News 20
More about Britain's nationwide online database for micros.

Dicer 21
There's fun for the whole family in this adaptation of Yahtzee.

Mouse Driver 26
A useful routine to make your joystick simulate a rodent.

Games System 28
Now the dust has settled: An in-depth review of Atari's XE.

File Converter 31
Solve the problem of pictures saved under different formats.

Subhunt 32
Survive the enemy submarines in this fast-action arcade game.

Communications 37
Need a modem? To help you choose, we answer all the questions.

Easy Programming 39
The start of a new series to help you get to grips with Atari Basic.

Poster Printer 43
A superb utility to create double-size screen dumps.

Five Liners 44
Prize-winning mini programs sent in by our clever readers.

Hints and Tips 47
Get more fun out of games with help from other users.

Gadgets 48
Menu control the easy way with this ultra-sonic switch.

Software Solutions 53
Our resident expert helps to solve your programming problems.

Computers in Action 55
This routine will add more than punch to your drinks cabinet.

Mailbag 57
The chance to get your news, views and name in print.

A BRITISH BROADCASTING CORPORATION MICROCOMPUTER

It operates at 4 million instructions per second.

It's the world's fastest microcomputer.

It has been voted the 1987 microcomputer of the year.†

†Home/Small Business Category of the British Microcomputing Awards.



Model shown here is the Archimedes 310 with colour monitor and includes Mouse.

- At an operating speed of 4 million instructions per second just about everything you do happens instantly. With this kind of power at your fingertips the advantages are enormous.
- Already Archimedes* has won the British Microcomputer of the Year award, a clear winner against the other two finalists, the Amstrad 1512* and the Amiga 500*
- In addition to BBC Basic V, high level languages such as 'C' and 'Pascal' can be used for specialist applications fully exploiting the computer's outstanding power, graphics and speed.
- The huge potential of Archimedes doesn't stop there. The 310M with its built-in PC emulator can run Lotus 1.2.3* D BASE III*, MS-WORD*, and other popular business programs available under MS-DOS*
- With prices starting at £749 exc. VAT for the 305 with mono monitor and rising to £1035 exc. VAT for the 310M with colour monitor, the Archimedes 300 series represents unparalleled value for a computer system of such capability.

PRIORITY REQUEST

Please send me an information pack on Archimedes together with a list of dealers.

Name:_____

Address:_____

Postcode:_____

Tel:_____

☐ Tick here for written details of the 0% finance deal available through participating dealers.

Acorn Computers Ltd.,
FREEPOST 4335, BS1 3YX

Acorn
The choice of experience.

OR PHONE 0800 100 100

0% (APR 0%) FINANCE FOR LIMITED PERIOD

Interest free credit is available on all Archimedes systems during the period 1.10.87 to 31.12.87. Maximum period of credit 12 months. Subject to status.
Written quotation available on request from participating dealers who are licenced credit brokers.

*BBC is a trade mark of the British Broadcasting Corporation. *MS-DOS and MS-WORD are trade marks of Microsoft Corporation. *Amstrad 1512 is a trade mark of Amstrad Consumer Electronics plc.
*Archimedes is a trade mark of Acorn Computers Ltd. *Lotus 1.2.3 is a trade mark of Lotus Corporation. *D BASE III is a trade mark of Ashton-Tate. *Amiga 500 is a trade mark of Commodore Business Machines.

Games systems selling well

SALES of Atari's VCS 2600 and XE games/computer systems have been high despite a TV advertising campaign setback.

The problem arose when the Independent Broadcasting Authority objected to an advert scheduled to be shown during prime children's watching time.

One reason given by an IBA spokesman is that the advert put forward by Atari did not comply with its code of practice. The section that Atari seems to have been in breach of states: "Children's ability to distinguish between fact and fantasy will vary according to their age and individual personality.

"With this in mind no unreasonable expectations of performance of toys and games must be simulated by the excess use of imaginary backgrounds or special effects".

By the time Atari had produced another advert to promote its machines for the Christmas market all remaining slots had been sold, leaving the company well and truly out in the cold.

Atari spokesman Peter Walker refused to comment about the ad content or problems with the TV campaign. But he did say that "sales of the games/computer systems are high and do not appear to have been affected by the lack of advertising".

Record turnover

ATARI has achieved record results in the third quarter of its financial year.

Sales were $80.4 million – a 34 per cent increase over last year's third quarter when sales totalled $59.8 million.

Income was $8.3 million compared to $4.6 million, a rise of almost 80 per cent over last year.

Sales for the first nine months stand at $216 million, 30 per cent up on last year's $165 million. Income has risen 76 per cent from $25.8 million to $45.4 million.

The very devil to pay over games

HUBBLE bubble toil and trouble for Red Rat Software games Little Devil and Nightmares.

They have been banned in France and Italy because they are considered to have occult connotations. A major UK distributor refused to handle the games in this country for similar reasons.

Red Rat director Harry Nadler told *Atari User*: "I can't understand it, Little Devil is nothing more than a harmless arcade game with no evil intent at all.

"Nightmares contains all the ingredients of a classic fairy tale with no harmful additives or colouring for people to worry about.

"If the games were enticing children to start dabbling with ouija boards or something like that then there could be a justified complaint". Both titles were reviewed in the December issue of *Atari User*.

Niels Reynolds, who reviewed Little Devil, said: "I can see nothing evil in the game at all.

"In fact the opposite situation exists, with the little devil doing good by trying to free lost souls and break out of hell himself".

Silica Distribution had originally banned both games, but has relented in the case of Nightmares.

Their spokesman John Hambley told *Atari User:* "We are now handling Nightmares – but Little Devil remains on our banned list.

"We consider the title unsuitable for general distribution and refuse to stock it for the same reasons as we do not stock Lucifer's Realm, Leather Godesses of Phobos or Strip Poker".

Says Nadler: "The French and Italians and Silica Distribution are all judging the book by its cover – I doubt if any of them have played the games at all".

Weather outlook brighter

THE service which offers Atari users an opportunity to become weather forecasters is being upgraded to a professional standard.

Thanks to WeatherLink, all Atari owners will soon be able to pick up the same satellite pictures as the Met Office experts.

To achieve this, WeatherLink – which operates on the MicroLink system – has switched satellites from the older NOAA 9 to the more advanced Meteosat.

This means that the weather maps transmitted from outer space have been dramatically improved in quality – offering perfect clarity and true colour.

"The problem with NOAA 9 was that it relied on infra red images", said Derek Meakin, head of MicroLink, "and this, at times, resulted in weather maps that lacked clarity and true colour.

"The far more sophisticated Meteosat satellite totally eliminates the problem, enabling Atari owners to download pictures of a completely professional standard".

Show bargains a big draw

AN in-depth survey of visitors attending the Atari Christmas Show has revealed it was a smash hit with the public.

One hundred per cent indicated not only they felt their attendance had been well worthwhile, but also that they plan to attend the next in the series.

The reason for the mass endorsement stemmed in the main from the vast number of special offers to be found, with a conservative estimate of total discounts available being placed in excess of £100,000.

And such was the competition between exhibitors at the show that some prices fell dramatically during the course of the event.

When the doors opened on the Friday, boxes of 3in discs were selling for £14.95.

By the end of the first day, this had been slashed to £8.50.

"The visitors have had a bonanza", said one major disc supplier.

That's why more than 40 per cent of visitors questioned reported that bargains were the highlight of the show.

Other major reasons given for describing the event as a success were the mix of exhibitors, the range of products, the venue and the overall presentation.

The survey also revealed the spending pattern of visitors to the show. Some 40 per cent spent up to £25, 26 per cent up to £50, a further 12 per cent up to a £100, with 22 per cent paying out more than £100.

"It was fantastic", said Atari user Donald Peterson. "I've travelled down from Bradford for the day and I reckon I've saved not only my fare but also more than £150 in special offers".

Olympic competition

WITH the winter Olympics poised to grace our television screens, Tynesoft has released Winter Olympiad 88 for the Atari XL and XE.

As well as being able to take part in the simulated sporting action which includes downhill racing, bobsleigh, slalom, ski jump and biathlon, Tynesoft (091-414 4611) is running a competition with a trip for two to the winter Olympics in Calgary as the star prize.

The competition, which closes on January 30, is open to all purchasers of Winter Olympiad 88 and requires you to place in order the eight most important qualities which are needed by a top alpine skiing star.

Leading TV winter sports commentator David Vine contributed to a free booklet which is included with the game. Price £9.95 on cassette and £14.95 on disc.

Schematics software

A PACKAGE designed to complement word processing software has been announced by Agamemnon (0273 417370).

Print Marshal – which requires 64k ram, disc drive and a dot matrix printer – allows the user to produce flow charts, circuit diagrams, club magazines, sheet music and anything of a schematic nature.

The program also mixes graphics with text and turns the computer into a 40 column by 20 row window of an 80 column by 80 row document page which can be scrolled around.

THE GALLUP CHART TOP 20 ATARISOFTWARE

THIS MONTH	LAST MONTH	TITLE (Software House)	PRICE
1	1	DECATHLON *Firebird*	1.99
2	2	FEUD *Mastertronic*	1.99
3	•	HENRY'S HOUSE *Mastertronic*	1.99
4	3	180 *Mastertronic*	2.99
5	•	PANTHER *Mastertronic*	1.99
6	8	ON CUE *Mastertronic*	2.99
7	•	SOCCER *Alternative*	1.99
8	12	SILENT SERVICE *Microprose*	9.95
9	17	FOUR GREAT GAMES *Micro Value*	3.99
10	•	TALLADEGA *Top Ten*	2.99
11	7	MILK RACE *Mastertronic*	2.99
12	11	STORM *Mastertronic*	1.99
13	10	LEADERBOARD *Access/US Gold*	9.95
14	•	BMX SIMULATOR *Code Masters*	1.99
15	5	GAUNTLET *US Gold*	9.95
16	4	DIZZY DICE *Players*	1.99
17	20	FOUR GREAT GAMES 2 *Micro Value*	3.99
18	15	BOULDER DASH II *First Star/Prism*	2.99
19	•	KNOCKOUT *Midas*	2.99
20	•	GUN LAW *Mastertronic*	1.99

Compiled by Gallup/Microscope

There are four new entries this month, all in the Top Ten. While three games re-enter lower down the chart. Mastertronic's budget range is well represented with four in the Top Five – the first place still eluding them, as Decathlon from Firebird seems unmoveable.

THE ULTIMATE SHOOT THEM UP!



Delta Base to Star Quest - Priority Despatch - Code Red. Your mission is to fly Star Quest over the Alien Mothership, destroying as much of it as possible with the ultimate goal being the Main Ship's Reactor.

Your flight will be hazardous whilst avoiding tall pylons, buildings and shadowed objects. You will come under intense attack from waves of well-equipped Defender Ships protecting the Mothership.

R.R.P. Cassette £7.95
Disk £9.95

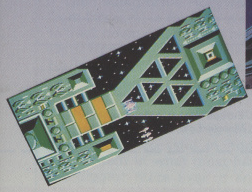



Tynesoft Computer Software,
Addison Industrial Estate,
Blaydon, Tyne & Wear
NE21 4TE
TEL: (091) 414 4611

Link your Atari to the outside world with...

MicroLink

Electronic mail – The cheapest and fastest form of communication possible. It costs the same to send a message to one mailbox as to 500!

Telex – Link up with 96,000 telex subscribers in the UK and 1.5 million worldwide. You can even send and receive telexes after office hours or while travelling.

Telemessages – Type in your message before 8pm and delivery is guaranteed by first post the next day (except Sunday), anywhere in the UK and USA.

Tele-booking – Reserve train and theatre tickets, check flight details worldwide, or order from a vast range of products – from flowers to floppy discs.

Telesoftware – Download directly into your Atari any program from the ever-growing library now available on MicroLink – both games and utilities.

Company searches – Obtain facts about any British limited company in seconds, and fully analysed financial information on over 100,000 major companies.

Translation – Access the biggest and most up-to-date multi-lingual dictionary in the world, with over 380,000 words.

News – Use the powerful search commands to pinpoint vital business information from the world's leading news services, newspapers and periodicals.

Radiopaging – If you also have a pocket radiopager you'll be alerted each time an urgent message arrives in your mailbox. So you're always in touch.

Gateways – Get through to New York in just five seconds – or key into the EEC computer in Luxembourg, which links you to 600 databases throughout Europe.

When you join MicroLink you've got the world of communications at your fingertips – 24 hours a day. You'll have immediate access to ALL the facilities offered by Telecom Gold ... and a great deal more besides.



Two recommended packages

If you have an 850 interface:
Pace Nightingale manual modem + cable (£116.15) PLUS Mini Office II (£19.95).
Total price: £136.10.

If you don't have an interface:
Miracle WS2000 V21, V23 modem + Datatari interface + cable + Datatari software.
Total price: £149.95.

With either combination you can also log on to other databases and bulletin boards all round the world.

All you need – apart from your Atari – is a modem, which plugs into your telephone wall socket, plus suitable communications software.

We have provided two possible options on the left.

Whichever equipment you use, you will be able to call MicroLink, open your mailbox, save to disc any messages waiting for you, and disconnect in as little as two minutes.

More than 90 per cent of subscribers can connect to the MicroLink computer at local call rates.

TO FIND OUT MORE
Fill in the coupon and send it to the address below. You will receive full details of services and costs, together with an application form. Complete this and within days you and your Atari will be able to use all the services of MicroLink and Telecom Gold.

Please send me full details about MicroLink, and information sheets about the following hardware and software options (please tick):

☐ Pace package ☐ Miracle package

Name_____

Address_____

_____

Postcode_____

Send to: MicroLink, Europa House, Adlington Park, Adlington, Macclesfield SK10 5NP.

ATU I

Ravings from a year of plenty

by Rouloc

EVERY month I wonder if I'm going to have enough time to write this column. What with freeing kingdoms held in tyranny's thrall by power-crazed sorcerers, rescuing damsels trapped in high towers and hacking my way through deep jungles to bring back the lost blue pearl of the Pimpopo tribe, I reckon I have my work cut out. And that was only yesterday!

Still, I've managed to make it in one piece yet again. Looking back over the year, it seems that not a day passed when I wasn't being baffled, bamboozled or landing myself in a pretty pickle or dire dilemma. And the same must apply to you if you've played all the adventures that have been covered in these pages during that time. This month I'm taking the opportunity to cast my mind back over some of the adventures that stood out in 1987.

Remember Rick Hanson from Robico Software? – a meaty text adventure if ever there was one. Special Agent Rick, a tough guy who feared nothing but spiders, was set the task of stopping some loony general from wiping out the world. Did Rick succeed? Well, only you can answer that if you've played the adventure. If you've not tried it, I strongly recommend it to you – it's a good 'un.

Then along came Hollywood Hijinx from Infocom. In this you were forced to track down a number of bizarre artifacts from your late Uncle Buddy's Hollywood mansion. There were some really way-out scenes in Hijinx, as I recall.

Did you manage to solve the multi-step puzzle of the atomic chihuahua? Were you successful in finding the buried item in what must have been the biggest maze ever in an adventure? And incidentally, don't you think mazes are a bit of a pain? It's about time they were dropped from adventures – to me they are just time wasters.

And what about that beginning in Hollywood Hijinx? What a stinker! I can't think of too many adventures where even getting started had the old grey matter going into overdrive. But how satisfying when at last the penny dropped and you found the way to get into the mansion.

Next up was Brimstone, an unusual text adventure in the Electronic Novel series from Broderbund, courtesy of US Gold. Although the screen layout on this adventure was a shade uninspiring, the contents more than made up for it.

These Electronic Novels have perhaps been a bit neglected by most adventurers and they certainly have not been given the publicity by their distributors that the products deserve.

That is a pity, because these games are very good. The parser is impressively sophisticated, on a par with Infocom's and Magnetic Scrolls', and there are many innovations in the adventures. The text is fulsome and the plots gripping and atmospheric.

If you've never tried an Electronic Novel, I should waste no time in getting your hands on one. They are not cheap – around £25 – but they are worth every penny. Others in the series are Essex, Breakers and Mindwheel – they are all a joy to play.

The best adventure of the year had to be Stationfall from Infocom. This

Turn to Page 10 ▶

◀ *From Page 9*

featured the return of Floyd, that lovable little robot you first encountered in Planetfall. Stationfall contained superb puzzles, many very funny incidents – the windy Arcturian balloon creature immediately springs to mind – a teasing plot and quite the best ending I've come across.

Talk about bringing tears to the eyes – why, there wasn't a handkerchief in our house that wasn't sopping! Stationfall wins my vote as one of the best adventures ever written.

Running a close second was the eagerly awaited Magnetic Scrolls' Guild of Thieves from Rainbird, the dazzling follow-up to The Pawn. In



several ways, Guild is the better of the pair. It has the same excellent parser, good textual descriptions and high quality graphics that The Pawn has, but the story is much more tightly plotted and consistent.

The puzzles are more logical and there is the added touch of the Master Thief's humorous appearances at different points in the game. Guild of Thieves has won several awards already including PCW Adventure Of The Year and looks like remaining a steady seller for a long time to come.

To conclude my review of some of the highlights of '87, there was Lurking Horror (Infocom) and Knight Orc (Rainbird/Level 9). Both started off promisingly but turned out to be a little disappointing.

Lurking Horror had one or two illogicalities and was somewhat overrated as a horror story – it turned out to be rather tame. Knight Orc was a major step forward for Level 9 but the first part – there are three sections in the game – was sprawling, overpopulated and somewhat unsatisfying. Even so, both adventures fully earned their place in any dedicated adventurer's collection.

You'll note that many adventures these days are for disc owners only. That's hard luck on those who only have cassette decks but I'm afraid that's the trend with adventures. Scrimp and save every penny to get a disc drive is my advice – you're missing out on a lot of pleasure without one.

For a bit of fun, I am giving you my list of the best Atari adventures. I hope you will find some there that you can agree with but if not, why not write in and tell me what your own favourites are? I'll publish such lists from time to time – there's nothing like airing your own views for getting a good argument going!

RUOLOC'S RAVES

1	Stationfall (Infocom)
2	Guild of Thieves (Rainbird)
3	Hitch Hiker's Guide to the Galaxy (Infocom)
4	Jewels of Darkness Trilogy (Rainbird/Level 9)
5	Pirate Adventure (Scott Adams Adventure International)
6	Suspect (Infocom)
7	Zork I (Infocom)
8	The Pawn (Rainbird)
9	Circus (Mysterious Adventures)
10	Lords of Kharma (Avalon Hill)
11	Adventureland (Scott Adams)
12	Rick Hanson (Robico)
13	Ballyhoo (Infocom)
14	Sorcerer (Infocom)
15	The Worm in Paradise (Level 9)
16	Mordon's Quest (Melbourne House)
17	Zork II (Infocom)
18	Zork III (Infocom)
19	Sorcerer of Claymorgue Castle (Scott Adams)
20	Spellbreaker (Infocom)

Hints & tips

And so lastly to a few of the letters received. My belated thanks to Simon Cantrill (aged 12) of Stourport for his superb map of Mercenary, The Second City. Not in the traditional mould of adventures, I know, but a splendid game for all that.

Martin Tee would like some help with Golden Baton. He can't find a lamp and cannot defeat the knight on the battlements. It's a long time since I played this one and I've lost my solution documents.

I think the lamp is inside the castle somewhere – perhaps you can find it after overcoming the knight? I seem to remember that you also have to make yourself invisible – maybe that's how you get past the knight. Can anyone say for certain?

For Andrew Tonge of Leeds and other readers still troubled by The Payoff, let me advise you to beg, buy or borrow the April 1987 issue of *Atari User*, where a complete solution appeared.

Andrew would also like some assistance with Earthquake. He has got to the fire blocking the path and has been down the drain but can't make any further progress. Who can help this adventurer in distress?

From Cwmbran, A.M. Norris and party have reached level 8 in Ultima IV but can't find the mandrake. Another problem is in entering the codex (after the abyss sanctum) – they are unable to get the symbols of the word of passage in order. Advice is required from other Ultima IV players, please.

And so until next month, I bid you all a fond farewell. Have a happy new year and may all your treasures be non-rusting!



Let's get one of the three Rs right!

PETER WATTS fills an educational gap with a simple maths test

NOT enough emphasis is placed on basic numerical skills in schools today – youngsters should know their multiplication tables and be reasonably competent at addition and subtraction.

This easy-to-use program can be fun and educational for kids of any age, and even adults may wish to test their knowledge of rudimentary maths.

When the routine is first run you are asked for your name, followed by a menu screen offering different types of arithmetic problems – or you can have a random selection of each. After this you are asked for the difficulty level – 1 to 12 – which can be changed by pressing the Select key.

When you press the Start key 10 questions will appear one at a time, and the timer is started. You are allowed three attempts at each and if the last answer you give is incorrect you will be given the correct one.

Although the test is timed, there is no time limit and your final score depends on the attempts taken at a given question – 10 marks are given for a correct answer at the first attempt, six for the second and two for the third.

At the end your score, the time taken and the fastest time is displayed. If you score more than 89 the level of difficulty is increased by one if you choose the same type of problem again.

The questions are generated by random numbers – *X* and *Y* – generated in lines 110, 120, 210, 220, 310, 320, 410 and 420. These can easily be modified to change the degree of difficulty.

```
1 REM FUN WITH MATHS
2 REM BY PETER WATTS
3 REM (c)ATARI USER
5 DIM N$(10),TXT$(20),Z$(5):HJIF=30000
:OPEN #2,4,0,K:
10 GRAPHICS 17:SETCOLOR 3,7,8:POSITION
 2,0:? #6;"****************    *fun wi
th maths*    ****************"
15 POSITION 3,8:? #6;"TYPE YOUR NAME":
POSITION 3,10:? #6;"AND HIT RETURN"
20 POSITION 5,17:? #6;"----------":POS
ITION 5,16:TRAP 35
25 GET #2,K:IF K=155 THEN 35
30 N$(LEN(N$)+1)=CHR$(K):? #6;CHR$(K);
:GOTO 25
35 POSITION 5,5:? #6;"C H O O S E":POS
ITION 2,8:? #6;"1. addition"
40 POSITION 2,10:? #6;"2. subtraction
":POSITION 2,12:? #6;"3. multiplicatio
n"
45 POSITION 2,14:? #6;"4. division":PO
SITION 2,16:? #6;"5. mixed problems"

50 L=1:GET #2,K:S=K-48:IF S<1 OR S>5 T
HEN 50
55 IF PEEK(53279)=5 THEN SOUND 0,150-5
*L,14,7:L=L+1:IF L>12 THEN L=1
60 POSITION 2,19:? #6;"select = LEVEL
";L;" ":POSITION 0,22:? #6;"PRESS star
t TO BEGIN"
65 FOR T=1 TO 25:NEXT T:SOUND 0,0,0,0
70 IF PEEK(53279)<>6 THEN 55
75 GRAPHICS 17:SETCOLOR 0,1,6:SETCOLOR
 2,12,8:SETCOLOR 4,0,10
80 DLIST=PEEK(560)+PEEK(561)*256:POKE
DLIST+6,7:POKE DLIST+15,7:POKE 19,0:PO
KE 20,0
85 SC=0:FOR I=1 TO 10:TRY=0
90 IF S<>3 THEN POSITION 5,4:? #6;"LEV
EL = ";L
95 POSITION 0,1:GOSUB S*100:POSITION 6
,20:? #6;"SUM NO.";I:GOSUB 900:NEXT I:
GOTO 600
100 ? #6;"   ** ADDITION **"
110 X=INT(11*RND(0)*L)
120 Y=INT(11*RND(0)*L)
130 POSITION 5,10:? #6;X;"+";Y;" ="
140 A=X+Y:RETURN
200 ? #6;"   ** SUBTRACTION **"
210 X=INT(12*RND(0)*L+1)
220 Y=INT(10*RND(0)*L)
225 IF Y>X THEN 220
230 POSITION 5,10:? #6;X;"-";Y;" ="
240 A=X-Y:RETURN
300 ? #6;"** MULTIPLICATION **"
310 X=INT(RND(0)*13):Y=L
320 IF S<>5 THEN POSITION 4,4:? #6;L;"
 TIMES TABLE"
330 POSITION 3,10:? #6;X;" X ";Y;" ="
340 A=X*Y:RETURN
400 ? #6;"   ** DIVISION **"
410 Y=INT(9*RND(0)+L)
420 X=Y*INT(8*RND(0)+L)
430 POSITION 4,10:? #6;X;"/";Y;" ="
440 A=X/Y:RETURN
500 N=INT(RND(0)*4+1):GOTO N*100
600 REM END ROUTINE
610 GRAPHICS 17:SETCOLOR 0,2,8:SETCOLO
R 1,1,8:SETCOLOR 2,8,6:SETCOLOR 3,12,8
620 JIF=256*PEEK(19)+PEEK(20)
630 MIN=INT(JIF/3000):SEC=INT((JIF-MIN
*3000)/50)
640 IF JIF<HJIF THEN HJIF=JIF:HMIN=MIN
:HSEC=SEC
650 POSITION 2,0:? #6;N$;"S TAKEN"
660 POSITION 3,2:? #6;MIN;" MINS ";SEC
;" SECS"
670 POSITION 4,9:? #6;"fastest time"
680 POSITION 3,11:? #6;HMIN;" MINS ";H
SEC;" SECS"
700 IF SC<40 THEN TXT$=" replace brain
 cells"
710 IF SC>40 THEN TXT$="     try harde
r"
720 IF SC>69 THEN TXT$="     very goo
d"
730 IF SC>89 THEN TXT$="    what a wiz
```

PROGRAM BREAKDOWN

10-45	Title screen
50-70	Select problem and level
75-80	Question screen and change list
85-95	Main program loop
100-140	Subroutine for addition
200-240	Subroutine for subtraction
300-340	Subroutine for multiplication
400-440	Subroutine for division
500	Random selection of problems
600-795	End routine
900-990	Get and print pupil's answer
1000-1060	Routine for correct answer
2000-2090	Routine for incorrect answer

VARIABLES

Z$	Pupil's answer
L	Level of difficulty
S	Problem selected
SC	Score
I	Problem number
TRY	Number of attempts at a question
X,Y	Random numbers chosen for problems
A	Correct answer
JIF,HJIF	Timing variables

Turn to Page 12 ▶

◀ From Page 11

```
and
740 POSITION 0,16:? #6;TXT$:POSITION 2
,21:? #6;"WANT ANOTHER GO ?":POSITION
7,23:? #6;"(Y/N)"
750 POSITION 5,5:? #6;"SCORE = ";SC:FO
R T=1 TO 120:NEXT T
760 POSITION 13,5:? #6;"  ":FOR T=1 T
O 60:NEXT T
770 IF PEEK(764)=255 THEN 750
780 GET #2,K:IF K=78 OR K=110 THEN 10
790 IF SC>89 THEN IF S<>3 THEN L=L+1
795 GOTO 75
900 REM GET AND CHECK ANSWER
910 POSITION 13,10:? #6;"  "
920 POSITION 13,10:Z$=" ":DIGIT=1:POKE
 764,255
930 IF A>9 THEN DIGIT=2
940 IF A>99 THEN DIGIT=3
950 FOR N=1 TO DIGIT
960 GET #2,K:IF K=126 THEN 900
970 IF K<48 OR K>57 THEN 960
980 PUT #6,K:Z$(N,N)=STR$(K-48):NEXT N
990 IF A<>VAL(Z$) THEN TRY=TRY+1:GOTO
2000
1000 REM CORRECT ANSWER
1010 POSITION 2,15:PRINT #6;"answer is
 correct"
1020 FOR T=200 TO 3 STEP -3:SOUND 0,T,
10,10:POKE 711,T+17:NEXT T:SOUND 0,0,0
,0
1030 FOR T=1 TO 100:NEXT T
1040 POSITION 0,15:? #6;"
                                  "
1050 POSITION 0,10:? #6;"
                                  "
1060 SC=SC+10-4*TRY
1070 RETURN
2000 REM INCORRECT ANSWER
2010 IF TRY<>3 THEN POSITION 1,15:? #6
;"INCORRECT TRY AGAIN"
2020 IF TRY=3 THEN POSITION 2,15:? #6;
"THE ANSWER IS ";A
2030 FOR T=1 TO 45:SOUND 0,95,12,8:NEXT
 T:FOR T=1 TO 50:SOUND 0,85,12,8:NEXT
 T:SOUND 0,0,0,0
2040 FOR T=1 TO 100:NEXT T:POSITION 0,
15:? #6;"
2050 IF TRY<>3 THEN 900
2060 POSITION 13,10:? #6;A
2070 FOR T=1 TO 10:SOUND 0,50,8,12:NEX
T T:SOUND 0,0,0,0:FOR T=1 TO 300:NEXT
 T
2080 POSITION 0,10:? #6;"
                                  "
2090 RETURN
```

Get it right!

1 CAJ (W)	55 XSQ (R)	140 WK4 (J)
2 CAK (3)	60 QL5 (W)	200 P61 (K)
3 CAL (V)	65 AFP (H)	210 3LM (T)
5 RSO (G)	70 KXN (H)	220 3DX (5)
10 TRD (U)	75 QRU (T)	225 7LM (L)
15 2FU (K)	80 C1A (F)	230 005 (R)
20 7QK (J)	85 RWQ (X)	240 WK9 (V)
25 HG5 (S)	90 LWU (J)	300 7PL (W)
30 K69 (U)	95 86M (J)	310 7CY (Y)
35 V5V (D)	100 8UN (2)	320 41S (U)
40 TAL (E)	110 39E (G)	330 Y2Q (O)
45 EUP (6)	120 3EW (L)	340 WK4 (C)
50 JR3 (V)	130 YV4 (T)	400 ALC (A)
410 3JH (3)	740 KHX (P)	1010 EX7 (W)
420 9C9 (G)	750 DL1 (J)	1020 9Y9 (W)
430 O3Y (A)	760 N58 (R)	1030 N9X (6)
440 WKG (D)	770 LUL (R)	1040 4TW (O)
500 PG3 (K)	780 4HW (1)	1050 48W (4)
600 CUX (U)	790 3F4 (T)	1060 AE2 (K)
610 ROQ (M)	795 QWE (G)	1070 VRK (P)
620 J15 (1)	900 CV1 (9)	2000 CXP (L)
630 QJR (Q)	910 PUD (P)	2010 YF1 (Y)
640 2C9 (6)	920 RUS (D)	2020 9AX (H)
650 29D (S)	930 D3E (C)	2030 MHQ (F)
660 S20 (3)	940 CYL (X)	2040 KL4 (Z)
670 MYA (L)	950 AUH (Y)	2050 GPX (3)
680 FSE (6)	960 PMM (1)	2060 MHP (H)
700 MQS (A)	970 LJG (L)	2070 Q77 (Q)
710 KFT (U)	980 7G8 (D)	2080 4FX (L)
720 H9V (H)	990 QY2 (U)	2090 VVL (Q)
730 H1R (J)	1000 CXN (W)	

21st Software

PRESENTS A SELECTION OF HARDWARE, UTILITIES & SOFTWARE FOR THE ATARI 400/800 XL/XE RANGE

NEW RELEASES

Tynesoft's MIRAX FORCE	Micro Value GOLD 2
Cass £6.50	Cass £3.99
Disc £7.95	Disc £5.49

NEW RELEASES

RED RAT	Cass	Disc
Little Devils	£6.50	£7.95
Night Mares	£6.50	£7.95
Space Wars	£6.50	£7.95

Activision	Cass	Disk
Ballblazer	7.99	12.95
G.A.R.R.	7.99	12.95
Hacker	7.99	12.95
Ghostbusters	7.99	12.95
Int. Karate	5.50	10.95
Rescue/Fractalus	7.99	12.95
Spindizzy	7.99	12.95
Decathlon		12.95
Eidolon		12.95
Hitchhikers Guide		20.95
Koronis Rift		12.99
Leather Goddess		20.95
Lurking Horror		20.95
Sea Stalker		20.95
Sorcerer		20.95
Spellbreaker		20.95
Starcross		20.95
Suspect		20.95
Suspend		20.95
Wishbringer		20.95
Witness		20.95
ANIROG		
Knockout		9.95
ARGUS PRESS/BUG BYTE		
Chicken Chase	£2.95	
Cloak Death	£2.95	
Leaper	£2.95	
Quest of Eternity	£2.95	
Savage Pond	£2.95	
Up, Up and Away	£2.95	
The Payoff	£2.95	
ARIOLASOFT		
Racing Destruction Set		11.45
BUBBLE BUS		
Starquake	7.95	11.45
CASCADE		
Pirates/Barbary Coast	7.95	7.95
C.D.S		
Colossus Chess 4.0	7.95	12.95

C.D.S. Continued	Cass	Disk
Football Fortunes	11.95	15.45
Steve Davis Snooker	7.95	11.45
C.R.L.		
Sunstar	6.95	7.95
DATABYTE		
Bouldердash II	7.95	12.95
Bouldердash Construction Set	7.95	12.95
Greatest Hits I	7.95	12.95
Montezuma's Revenge	7.95	12.95
Spy vs Spy	7.95	12.95
Spy vs Spy II	7.95	12.95
DITIGAL INT		
Fighter Pilot	7.95	10.95
Tomahawk	7.95	12.95
DOMARK		
Trivial Pursuits	7.95	17.95
Living Daylights	7.95	12.95
ELITE		
Airwolf	7.95	
ENGLISH SOFTWARE		
Elektra Glide	7.45	
Smash Hits I	5.95	8.95
Smash Hits II	5.95	
Smash Hits III	5.95	
Smash Hits IV	7.95	11.65
Smash Hits V	7.95	
Smash Hits VI	7.95	12.95
Smash Hits VII	7.95	12.95
FIREBIRD		
Jewels of Darkness		12.95
Comet Game	6.95	
Druid	7.95	12.95
GREMLIN		
Footballer of Year	7.95	12.95

FRONTIER SOFTWARE'S

U.S. DOUBLER – expands 1050 disk drive. Two chip set & fitting instructions £27.95

SPARTADOS – 475 page manual construction set disk £27.95

MICROPRINT – Parallel printer int. + built in printer cable £27.95

SUPRADRIVE – 20 Mb hard disk int. + built in power supply, manual & Spartados. Ready to use £729.95

Gremlin Continued	Cass	Disk
King of the Ring	7.95	11.65
Trailblazer	7.95	12.95
Zone X	7.95	11.65
INFOCOM		
Moonmist	20.95	20.95
MELBOURNE HOUSE		
Mordon's Quest	5.95	
MICROPROSE		
Autodual	16.95	16.95
Crusade In Europe	12.95	12.95
Conflict Vietnam	12.95	16.95
Decision in Desert	12.95	16.95
F-15 Strike Eagle	7.95	12.95
Kennedy Approach	12.95	15.95
Mig Alley Ace	7.95	11.65
NATO Commander	7.95	12.95
Silent Service	7.95	12.95
Solo Flight II	7.95	12.95
Spitfire Ace		11.65
Hell Cat Ace		12.95
MIRRORSOFT		
Bouldердash	7.95	
First Steps Mr. Men	7.45	
Spitfire 40	7.95	11.65
NOVAGEN		
2nd City	4.95	7.95
Mercenary	7.95	11.65
Mercenary Compendium	12.95	
OCEAN		
Arkanoid	7.45	11.65
Green Beret	7.45	
P.B.B.		
Theatre Europe		12.95

Authorised Dealer for Computerhouse

Controller Card with Desktop Master Disk for Atari 800XL £65.95

Controller Card with Desktop Master Disk for Atari 130XE £75.95

For free installation send Computer Recorded Delivery & enclose an extra £5.50 for return P&P & Ins.

RAINBIRD	Cass	Disk
Silicon Dreams	7.95	12.95
The Pawn		16.95
Guild of Thieves		16.95
RED RAT		
Space Lobster	6.50	7.95
Sprong	6.50	7.95
Gumbies Crisis	6.50	7.95
Screaming Wings	6.50	7.95
S.T.Y.		
World Cup Manager	7.99	9.99
Joe + Nuclear Caverns	6.50	6.50
TYNESOFT		
Jet Set Willy	6.50	7.95
Phantom	6.50	7.95
Who Dares Wins II	6.50	7.95
Winter Olympics	6.50	7.95
Micro Value Pack	3.99	
U.S. GOLD		
Arcade Classics	7.95	
Asylum	7.95	12.95
Atari Aces	7.99	
Battalion Commander	7.99	
Blue Max 2001	7.95	
Beach Head 2		12.99
Brimstone		20.99
Broadside		20.99
Bruce Lee	12.95	12.95
Deeper Dungeons	4.99	5.99
Essex		20.99
Fantasic 4 Part 1		12.95
Fields of Fire		12.95
Fight Night	7.95	12.95
Fort Apocalypse	7.95	
Gauntlet	7.99	12.99

ACCESS HOTLINE
Ask for Jacqui
0625 528885
24Hr Answer Service

SPECIAL OFFERS

£3.95 Each Disks
COSMIC: Meltdown at Megapolis, Spider Invasion, The E. Program

£2.95 Each Cassette
CREATIVE SPARKS: Desmonds Dungeon, Computer War, Special Delivery

US Gold Continued	Cass	Disk
Gemstone Warrior		16.95
Gettysburg		25.95
Ghostbusters	7.95	12.95
Goonies	7.95	12.95
Hardball	7.95	12.95
Knight of Desert		12.99
Leaderboard	7.95	12.95
Leaderboard Tournament	4.99	5.99
Lucifers Realm		12.95
Mech Brigade		25.95
Mindwheel		20.99
Panzer Grenadier		20.99
Platform Perfection	7.95	
Pole Position	7.95	
Questron		12.99
Raid Moscow	7.95	12.95
Smash Hits 5		12.95
Shoot em up	7.99	
Spy Demise	7.99	
Spy Hunter	7.95	12.95
Strip Poker	7.95	12.95
Summer Games		12.95
Super Zaxxon	7.95	12.95
Super Huey		12.99
Tapper	7.95	12.95
Temple Asphai		12.95
Tigers in Snow		12.95
Up 'n' Down	7.95	12.95
Ultima 4		16.95
U.S.A.A.F.		25.99
Vietnam		12.95
Video Title Shop		12.99
Warriors of Ra	7.95	12.95
Wargame Cons Set		16.99
Warship		25.99
Wizards Crown		16.99
Zaxxon	12.95	
Zorro	7.95	12.95
War in Russia		20.95

21st Software Limited, 15 Bridgefield Avenue, Wilmslow, Cheshire, SK9 2JS. Tel: (0625 528885)
ALL PRICES ARE INCLUSIVE OF VAT AND CARRIAGE
OVERSEAS ORDERS PLEASE ADD £1.00 PER ITEM. EDUCATIONAL & GOVT ORDERS WELCOME
We guarantee all titles are originals. We offer a quick and reliable service.

Please send me: Cas ☐ Disc ☐

1. ..... £
2. ..... £
3. ..... £
4. ..... £
TOTAL £

Please ensure all Access orders quote the cardholders name
Please make cheques payable to:
21st Software Ltd

Access ☐☐☐☐ ☐☐☐☐ ☐☐☐☐

Send Orders to:
21st SOFTWARE LTD. Dept AtU
15 Bridgefield Avenue,
Wilmslow SK9 2JS
Tel: Wilmslow (0625) 528885

Name
Address
Post Code
Tel. No

You win some ...

Product: 4 Star Compilation: Volume 2.
Price: £7.95 (cassette) £9.95 (disc)
Supplier: Red Rat Software, 11 Fennel Street, Manchester M4 3DU.
Tel: 061-835 1055

WHENEVER I see a compilation I am always a little dubious about the quality of the software but with this package two of the four are good. Let's look at them individually:

If you ever play arcade games you will recognise **Screaming Wings** as a clone of 1942. Basically you take on the role of a lone pilot and single-handedly take on an entire Japanese airforce.

Your aircraft is a Lockheed Lightning and you take off from the carrier where you are based at the beginning of each level. If you survive you must return there to land.

By shooting certain aircraft you can gain extra firepower or a destructor smart bomb which is operated by the spacebar.

Some of the enemy aircraft take a bit of killing and the large bomber simply refuses to exlode. If you get into trouble then simply loop the loop and escape the danger.

The graphics are acceptable – except for the aircraft which are rather uninspiringly designed.

Play is quite addictive despite the niggles and the one feature that really saves the day is the smooth and efficient screen scrolling. Screaming Wings is the best on the compilation and should give you hours of fun.

In **Crumble's Crisis** you are Crumble, and work in the intergalactic zoo.

Last night when you were locking up you didn't set the time locks on the Fuzzies' cages properly and they have now escaped – all 30 of them.

So away you go with your jet-pack to bring them all back. There are six Fuzzies on each of the five levels and all you have to do is go up to them and pop them into the cage.

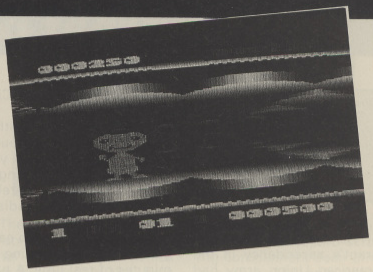

Luckily for you they are all relatively harmless. However there are other nasties: Ghosts, goblins and evil weevils.

If you start to get low on energy, just look for the knives and forks that will replace it but be careful not to touch the walls as they are made of anti-matter and make a bit of a mess if touched.

The graphics are well done and the game is fun to play, so if you fancy going Fuzzie hunting this is for you.

I have read some strange introductions for games in the past, but the one for **Disc Hopper** is superb: "Zlotzi has been stranded by the mothership on a strange alien world 50,000 par secs away from his home planetary system of Bright Antares. His only hope of survival is to Disc Hop home. This involves riding the sub-etheric discs across the intergalactic spatial interstices" Did you get all that?

Your object is to advance through as many screens as you can collecting points avoiding the slimies and the molecular disintegrator as you go.

You can be killed in any number of ways, but in the process of playing the game I couldn't keep track of what killed me or when or how it happened. Extra lives are obtained by hopping on to a diamond shape – but only on certain screens – and then hopping off quickly.

The game has a few curious features which include cheat pods – diamonds with a circle around them. If you stand on one of these and press fire you will go to the next level.

Though original, this game did not have much else going for it.

The concept of **The Search** is to retrieve a magic ring hidden somewhere in the frozen wastes. You have to return it to the blue castle from where you set out.

Control is by joystick and in the process of playing you will encounter different characters. When this occurs you are offered four courses of action: Flee, attack, greet or bribe.

There are various objects that you can find to help you in your quest. The game also has a save feature that will allow you to store your programs on tape or disc.

Yet as far as graphic adventures go this one suffers from both poor graphics and sound.

Few compilations contain games of equal value and this is no exception. However, for the price this Four Star Compilation does give you your money's worth.

Neil Fawcett

Sound	6
Graphics	7
Playability	6
Value for money	8
Overall	7

What a great battle it was ...

Program: Shiloh – Grant's Trial in the West
Price: £19.99
Supplier: SSI/US Gold, Units 2/3 Holford Way, Holford, Birmingham BS 7AX.
Tel: 021-356 3388

UNTIL April 1862, General Grant's ascendency in the American Union army had been relatively uneventful. But then came that fateful dawn when he and his 45,000-strong force was caught in a surprise attack by Confederate General Johnston and his army of the Mississippi.

So began the Battle of Shiloh – two days that were to prove Grant's first real trial by fire.

In this latest wargame from experts Strategic Simulations, you have the chance to determine the outcome of this historic battle in the American Civil war.

Taking command of either army against the computer or a human opponent, you have the choice of playing at any of three levels: Introductory, intermediate or advanced.

There are 15 turns in each game, each representing 90 minutes of real time. A turn is made up of a number of phases which are played out over a two-level, 30 x 30 square-gridded, scrolling map of the battleground.

The terrain includes light and heavy woods, clearings, roads, ridges, creeks, ravines, swamps, orchards, streams, a ford, river, a sunken road and Shiloh Church.

The map can be viewed from long range – giving a strategic view of the whole battlefield – or you can zoom in to have a tactical look at an enlarged smaller area.



There are four types of unit used: Infantry, cavalry, gun boats and artillery. Each of these is rated for manpower – including guns if artillery – efficiency, morale, fatigue, weapon type, ammunition, and other factors. The units are distinguished on screen by specific shapes and colours.

At the intermediate and advanced levels, the phases, in order of play, consist of command control, recovery or rally, reinforcement, followed by two sets of Confederate and Union operations and combat phases, with a mid-point recovery phase intervening and culminating in a victory determination phases.

On the eighth turn only, an end-of-day phase also comes into play.

Each phase offers a wide variety of options and the game is extremely flexible in play. It is not possible in a short review to do justice to the range of options, parameters and commands available and to the depth and complexity – and hence realism – of Shiloh.

But just to give you a flavour of the intricacies, let me list a few of the options open to you: You can elect to have certain units hidden from view, only becoming visible when moved adjacent to during an operation phase. This is particularly recommended if you want to realistically portray the fog of war.

Within any of the three overall complexity levels, you may pick from any of five difficulty levels. Level three is historical and makes no modification to either side.

The other levels affect the casualties inflicted in combat – one and two favour the Confederate player, four and five the Union.

Ammunition supply, the efficiency of the units and the arrival of Union reinforcements may be varied and you can choose between a one- or the full two-day campaign.

In addition, a comprehensive range of commands allows the player to, among other things, display help menus, save and load games, toggle between tactical and strategic maps, remove units to view the underlying terrain, centre the map around a unit, build a level of fortification, and view all squares that the designated unit can fire into – the list goes on and on.

The game's algorithms are many and complex too. For example, each leader has a bonus rating that is modified randomly each turn. The effect this has is to make that command confused, indecisive, cautious or confident and this in turn affects the units.

Fortunately, the accompanying documentation, in the form of a glossy 60-plus page booklet, clearly sets out the instructions, background, complexities and ramifications.

The game is supplied in an attractively illustrated box and comes complete with a stiff map of the battlefield on the reverse of which is a handy reference guide.

Shiloh is sure to be greeted with delight by all wargaming fans. It is flexible enough for beginners to play at a fairly basic level but true sophistication and challenge really becomes apparent at the higher levels.

This is one that you can turn to again and again and represents excellent value for money. A must for all afficionados.

Bob Chappell

Documentation	*9*
Graphics	*7*
Playability	*9*
Value for money	*9*
Overall	*9*

Star rating



Product: Mirax Force
Price: £7.95 (cassette) £9.95 (disc)
Supplier: Tynesoft, Addison Industrial Estate, Blaydon, Tyne and Wear NE21 4TE.
Tel: 091-414 4611

"ALERT...Alert, Delta Base to Star Quest – Priority Despatch – Code Red..Code Red....". Thus begins Mirax Force – one of the best games to appear for a long time.

Your mission is to fly Star Quest, your super star fighter, over the gigantic alien mothership, destroying as much of the main superstructure as possible.

Your goal is to annihilate the ship's main reactor. This sounds straightforward, but isn't and it beat me.

As you attempt to destroy the mothership you are constantly buzzed by the defence fighters. These small craft attempt to eliminate you with monotonous determination – even if their missiles miss the enemy will ram you.

As well as avoiding the fighters you must negotiate tall pylons, buildings and shadowed objects. This addition makes the game extremely taxing.

The inlay card outlines one of the features as very smooth bi-directional scrolling, but to the common mortal this means that the screen scrolls from left to right in a fashion very similar to Defender.

The graphics are superb, the colours expertly used and together they make a stunning display. Intricate design work adds to the overall quality and style and a nice feature is that every time you lose a life the colours change.

The sound effects are adequate but are lifted above the average by the digitised speech: On loading you are greeted with the message, "The battle begins".

The credit for the quality of sound goes to 2-bit Systems' Replay add-on (which was reviewed in the June 1987 issue of *Atari User*).

More speech can be heard as you play, and it is always as crisp and clear as the opening message.

The game has a one-player mode and uses a joystick plugged into port one. It's response is very sharp, and this is necessary because at times you have to turn sharply to avoid the buildings or defence craft.

Beware of too much acceleration or you'll soon find yourself in deep trouble.

Mirax Force is well packaged and the inlay card carries some very nice artwork. The sound, graphics and superb scrolling complement each other superbly. My only reservation is that, at times, movement was so fast I had difficulty in telling what killed me.

Even though the gameplay is difficult it is addictive. Billed as the ultimate shoot-'em-up, with numerous levels featuring the very best of the Atari's graphic capabilities – I can only agree.

Neil Fawcett

Sound	*9*
Graphics	*10*
Playability	*10*
Value for money	*9*
Overall	*9*

Blasting can be boring

Program: Missing:...One Droid
Price: £2.99
Supplier: Bug-Byte, Victory House, Leicester Place, London WC2H 7NB.
Tel: 01-439 0666

RUSTY is a rather young droid, whose manufacture date wasn't that long ago, and he is more than a bit impetuous. You see, Rusty likes to explore.

But one day, he got separated from his companions, so he went for a look around. When he stuck his hands into a topo-dimensional converter and promptly disappeared, the main computer wasn't all that surprised.

"Oh, well, another day, another droid," it muttered, and logged Rusty down in his memory banks as, "Faulty droid terminated". Well, it saved a lot of time, and was far easier than filing a report detailing Rusty's sudden disappearance.

But Rusty wasn't dead. In fact he was very much alive, but in a void, alone, except for surreal enemies whose only intent was his utter annihilation. His only chance was to run.

What little he knew about dimensional converters – which certainly wasn't much – told him that in a construct universe such as this, if he kept fighting and moving, it should stress the fabric of the universe.

In theory this should ensure that he would be thrown back into the real world. But how long will that take? Only you can decide...

That actual story covers up for what basically is a strange kind of shoot-'em-up. You control a small droid in the centre of the screen, and have to shoot anything that moves.

The enemies float around you in an attempt to collide with you, thereby draining your power.

To increase your life energy you have to make contact with the floating heart logos. These help, but not much and you have to collect a lot to make any gain at all.

The evil sprites you encounter come in various forms and colours – you need to destroy them all to progress to the next level. You may recognise a couple of the sprites too.

This is a weird kind of game, and it does get a little boring after a while. Though original, it soon becomes annoying rather than amusing.

Overall, there's not really much there. It's basic blast-everything-in-sight and this is made simple by holding down the fire button and waggling the joystick in slow circles.

The sound and gameplay are both very basic.

Robert Swan

Sound	*6*
Graphics	*6*
Playability	*4*
Value for Money	*6*
Overall	*6*

Good, but not great

Program: Four Great Games II
Price: £3.99 (cassette)
Supplier: Tynesoft, Addison Industrial Estate, Blaydon upon Tyne, Tyne and Wear NE21 4TE.
Telephone: 091-414 4611

FOUR Great Games II is the latest budget compilation from Tynesoft. I wouldn't necessarily agree that the collection qualifies for the accolade Great.

The four included are a pretty mixed bunch – but there should be something on offer here to entertain or amuse a good many.

Mousetrap is a traditional platform game. You must guide Marvin the ravenous mouse through 22 screens to sniff out his favourite nibble, cheese.

Naturally, it isn't going to be made easy for you and all sorts of hazards and obstacles must be overcome including dragons, flying fried eggs, toilet rolls and Christmas puddings.

In each screen you must collect what appear to be flasks in order to gain access to the next one. The final one holds the giant wedge of golden cheese.

Mice and cheese are a slight departure from the more usual explorers and gems, but Mousetrap is hardly original.

Despite being described in the packaging blurb as incredible graphic animation, the graphics are only average and the sound – a continuous wailing discordant tune – is poor. It is nonetheless playable and pretty tricky too.

Space Hawk is a well put together vertically scrolling space shoot-'em-up. There's not much plot, just pure unadultered mass murder.

Flying the gunship Zebra you have to earn your stripes by exploring the planets in the neighbouring Solar System.

The Star Council has given you licence to kill any hostile aliens, should you encounter them, and destroy their defences.

Naturally you come across millions of the little devils and of course they are all hostile – well I certainly never met a friendly one.

You have the ability to fly both up and down, and can also adjust your speed – which can make for some pretty tricky manoeuvring. Despite the ostensibly peaceful nature of your Solar System exploration, the actuality means that you must shoot anything that moves and just about anything that doesn't. Captain Kirk would not have approved I'm sure.

You start with a shield strength of 25 points which is gradually eroded by collisions with the kamikazi enemy space ships, each hit knocking off one point. To get to the next level the grounded space fleet must be destroyed, together with a substantial proportion of ground installations. The graphics are up to standard and the sound adequate, if not exactly stunning, making Space Hawk a good and pleasing game.

I played **Who Dares Wins II** last May and playing it again now, my opinion of it hasn't improved. Armed with a rifle and a dozen hand grenades you have to single-handedly defeat the enemy.

Working your way through a rather dismal landscape you must dodge lollipop trees, ponds and bullets on your way to the first enemy garrison.

If you beat off its defences you will gain access to the next level for a bit more of the same.

An extra life is awarded for each 10,000 points scored, but Who Dares didn't hold my interest long enough to get that far. The pace is rather too slow, graphics poor and sound irritating in the extreme.

Killa Cycle is altogether different: The visual presentation is simplistic to say the least and the plot absolutely minimal – just stay alive. It's for one or two players, with optional computer controlled opposition making the numbers up to four.



Pressing Start clears the screen and four coloured lines appear, each moving at a steady pace. The computer-controlled lines move by their own volition and you control the direction and speed of your own, leaving a solid coloured trail in your wake.

Neither you nor your opponents can move across any trail and the objective is to keep moving without crashing – hitting a trail means instant oblivion.

With four players this soon becomes pretty tricky and careful coordination is necessary to keep going in the tightest corners.

Players who crash disappear from the screen, together with their trail making more space available to the survivors. The last survivor is awarded maximum points and the others get points on a decreasing scale.

This game continues until a pre-set total is reached.

There are seven different screen layouts, rotated in turn with all but the first having blocks or small mazes to make life even more difficult.

Although it's a simple game in concept and presentation, I found it surprisingly enjoyable, competitive and addictive – although quite where cycles come into it I don't know.

At the price, Four Great Games II has to be good value for money.

Niels Reynolds

Sound	6
Graphics	7
Playability	7
Value for money	9
Overall	8

ATTENTION
ALL 1050 DISK DRIVE OWNERS

The 1050 I.S. Plate.

The ULTIMATE drive enhancement
from Innovated Software.

DETAILS

Plug in, high quality, easily fitted PCB with
full fitting instructions.
Now with full Happy compatibility.
Improved drive speeds - up to TWICE normal loading speed.
Reduction of drive WEAR and TEAR:
whole tracks can be stored in the PLATE's 16K of RAM.
Supports Double, Dual and Single densities.
Sector SKEW is no longer required to obtain HI-speed.
Will run all available disk operating systems, (DOS), including:
**SPARTADOS, HAPPY WARP SPEED DOS
AND OTHER HIGH SPEED SYSTEMS.**
The PLATE drive can also emulate other
drives via its massive on board RAM including:
**IS/US DOUBLER, STANDARD 1050, ARCHIVER,
HAPPY, LAZER AND WARP DRIVE.**
HI-SPEED reading and writing with special SIO gives
an increase in speed by a factor of SIX!!
Many special commands have been added to the SIO table.

SOFTWARE DETAILS

Supplied with double sided menu disc
and a special HI-SPEED menu.
Built in diagnostic tester, sector copier
and special backup menu.

MANUAL

A comprehensive 30 page manual is supplied with
complete fitting instructions
and detailed information regarding software drive control;
to allow you to **access the full potential of the PLATE.**

All registered owners will be supplied with any software
updates, etc, for the price of a disk and return postage.

Also supplied with...

GREMLIN GRABBER III

The most comprehensive, HI-SPEED back-up utility disc on the market, complete with manual.

This complete package

NOW ONLY £89.95 inc. Post/Packing and 12 months warranty.
A saving of £24.95 on previous advertised price!

Available only from:

CHIPS

53 Rugby Road,
Worthing,
West Sussex,
BN11 5NB.
Tel: 0903-40509 (24 hrs.)

**AT LAST!!
A REAL ALTERNATIVE
TO THE JOYSTICK!!**

STAR TRAK

NEW STAR TRAK*

*PATENT PENDING

PRECISION GAMES CONTROL

STAR FEATURES

* Fingertip 'Action Buttons' for Fast Precise Control
* Revolutionary Combined Direction & Fire Buttons
* Auto-Fire Mode
* Burst-Fire Mode
* Flat Profile for Easy Both Hands Use

AND ITS

ONLY £18.85!

CHEQUES PAYABLE TO R. H. DESIGN
PRICE INCLUDES VAT. ADD 75p FOR P&P.
OVERSEAS CUSTOMERS ADD £1 EXTRA TO COVER P&P.

Instead of the old fashioned joystick, 'ACTION BUTTONS' control direction & fire BUT – this is neat – Star Trak has a second set of buttons which combine direction AND fire into one! STAR-TRAK'S fingertip control enables even the 'learner' to reach scores old fashioned joysticks can't reach.

What's more, the slim, low profile design
means you can use both hands at once!

The good news doesn't end there. STAR-TRAK features a three position fire control switch – OFF, AUTOFIRE and the amazing BURST FIRE mode. With BURST FIRE you get a short or long burst of fire each time you press and hold down the central fire button – it's deadly!

Get your hands on Star Trak today.

DESIGNED AND MANUFACTURED IN THE U.K. BY

R. H. DESIGN
Units 2 & 3, Stonefall Stables
Stonefall Avenue, Harrogate HG2 7NR
Tel. 0423 880520

Back to the future

NEIL FAWCETT looks at software that has stood the test of time

I BOUGHT my first cartridge game system a long time ago – an Atari VCS. At this time the company was relatively unknown in Britain, but the VCS was nonetheless a huge success. Soon after came the Atari home computers and this was when the games age really arrived.

Atari produced some superb software to complement its new computers. Vast numbers of games appeared in the form of rom cartridges and their popularity was second to none despite their cost, a hefty £30 or so. Then suddenly the cartridge-based games lost their appeal, mainly because of the advent of discs which were cheaper and easier to produce.

As the computers changed in quality and size of memory, so the software had to change too. Why settle for a good 16k cartridge game when you could write a superb 64k game disc and produce it more cheaply?

Atari's first major success was in the field of arcade games, which meant that many of the early cartridge-based packs were Atari Coin-op conversions.

The best of these have become legendary and entertained millions of Atari users world-wide. Not all the conversions met with acclaim, but the success stories far outnumber the failures.

Now, with the release of the new XE Games Console, Atari is attempting to bring the cartridges back into the limelight – at an attractive price.

This means that people new to the world of Atari will get a chance to play the classics that made these computers popular in the old days – and kept me up until late in the morning. So let's take a look at some of the old favourites that may again become blockbusters.



PACMAN

If you haven't played Pacman you haven't lived – it's the ultimate in maze games and the inspiration of countless clones.

When released in the arcades it caused total paranoia as addicts flocked to play it. I had many a late night scurrying round the maze eating the pellets and attempting to avoid the hungry ghosts. But when I ate the power-pill it was my turn to do the eating!

DEFENDER

Aliens have invaded your home planet and you have to fly around destroying them and rescuing the stranded humans before the aliens mutate them...

The object of the game is simple: Fly around in your super sleek space fighter blasting the aliens with your laser cannon or obliterating the entire screen with your smart bomb. The screen scrolls from left to right very smoothly. Most home micros offer versions of this game, but none is as spectacular as the Atari one.

Stunning graphics, fabulous sound effects and its awesome speed make this one a winner.

GALAXIAN

The ultimate sequel to the early Space Invaders shoot-'em-up. Galaxian first appeared in arcades in 1979 and met with overwhelming success.

The Atari conversion retained all the characteristic qualities and charm of the original, and superb graphics and animation enhanced the playability.

Even after years of playing the game it's still a pleasure to watch wave after wave of alien nasties majestically gliding down the screen in an attempt to destroy you. Even if you don't rate shoot'-em-ups it's impossible not to like this one.

CENTIPEDE

In 1981 Atari Coin-Op introduced this original game in arcades. It was later converted for the Atari 8 bit range and was very popular indeed.

You are in a garden with a bug sprayer, and you have to kill the centipedes as they come down the screen, but you are hindered by the

JOUST

In this novel arcade conversion you are mounted on a giant bird. You have a jousting lance – hence the title – and you must do battle with other knights who are similarly mounted.

You are treated to stunning graphics and sound: The noise and animation of the birds are beautifully done and the playing field constantly changes.

Playing the computer is fun, but the game comes into its own when you have a live opponent.



DIG-DUG



This is one of the most peculiar games I ever played on the Atari – not the most exciting, but certainly the most enjoyable. Originally written as an arcade *funny*, the conversion has kept all the humour.

The game play is simple – you have to earn points by tunnelling your way through the earth. Appearing on screen are bonus vegetables, and if you eat them before they disappear you can score up to 8,000 points. Living in small caves are monsters like Pooka the intelligent tomato that can kill you with a single touch.

You can kill the monsters by dropping boulders on their heads or by pumping the fire button quickly to inflate them until they explode – a little bit gruesome perhaps – but different.

All in all this is a very amusing game and great for the kids.

fact that part of the time they are obscured by mushrooms. You can also move your bug spray up and down the screen as well as left to right – this was a new concept in shoot-'em-ups when the game was released.

This version hasn't quite got the style of the arcade original but it is certainly entertaining and challenging.

QIX

Here is one of the simplest games you could ever play and one of the most addictive. All you have to do is colour in 75 per cent of the screen – simple.

However, you are hindered as you do this by a Qix that bounces around the screen in a haphazard fashion, and by the two Sparx that travel along the lines you draw. If these or the Qix touch you you lose a life.

MISSILE COMMAND



In this game – one of the most challenging I have ever played – you need lightning reactions as you attempt to save six cities from destruction by in-coming nuclear missiles.

As yet another arcade conversion this only differs from the original in that you control one missile base instead of three and use a joystick instead of a trak-ball. Later versions allow you to use Atari Trak-ball by pressing Control+T to put you into the right mode.

It's a game that every Atari owner should have and the new XE systems come with it built in.

STAR RAIDERS

When I first bought a 16k Atari 400 I got a joystick and this game. There has never been a challenge quite like it and never one that fits quite as snuggly into an 8k rom.

You take the role of a starship commander who has the simple task of saving the universe from total destruction – and all before breakfast.

The game is joystick controlled, but you also have a range of single-key commands.

Several years and numerous joysticks have not even dented my passion for this one. Many games have attempted to match it but none have succeeded.

It has been said that the early success of Atari computers can be attributed to this game – after all, a computer is only as good as the software written for it.

DONKEY KONG

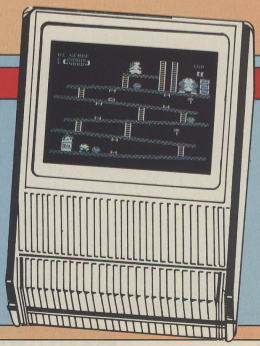

This is one of the first and, for me, one of the best platform games ever to be converted to a home micro.

You play the part of Mario, the maintenance man, and you have to rescue your girlfriend from the gigantic gorilla Donkey Kong. This is made difficult because he is constantly throwing barrels at you as you climb up each screen. You can jump over them or splat them using one of the sledgehammers positioned around the levels.

Due to the tremendous success of this game a follow-up – Donkey Kong Jr – was released and this also appeared on cartridge. In this version you play the son of Donkey Kong and you are out to rescue your dad who has been locked in a cage by Mario. The game play is similar and as much fun as the first. These are two very classy games.

MicroLink
in association with
TELECOM GOLD
NEWSLETTER

ONLINE COMPUTERS ARE HELPING UK FARMERS

A NEW users group has been set up on MicroLink to help UK farmers make better use of their computers. The British Farm Computer Users' Group is being organised by Andrew Cooley, who is project co-ordinator for on-farm systems with the Milk Marketing Board.

"My experience is that many farmers are already exploring the potential of micros beyond their use in day-to-day management", he said, "but they suffer, perhaps more than managers in any other business, from the isolation inherent in farming itself. The primary aim of BFCUG is to overcome this isolation.

We want farm computer users to be able to share their ideas and experiences and get the maximum value from these immensely powerful management tools".

At first MicroLink is providing a farming section on its bulletin board, but eventually BFCUG will become a closed user group on the system.

Support for the new organisation has come from Dr John Craven, head of the Milk Marketing Board's farm management services, and from leading farm software suppliers Farmplan and Sum-It.

Special terms are being arranged for farmers subscribing to MicroLink and BFCUG – and a reduced subscription will also apply for existing MicroLink users who join BFCUG before the end of this year.

Moving with the times

ONE of Britain's largest removals specialists has joined MicroLink in order to improve communications between its widespread offices.

Scotpac – a subsidiary of P&O International Removals – ships by land, sea and air to just about anywhere in the world you can think of, everything from a single item to a houseful of furnishings.

The company has 15 depots in the British Isles plus branches in Australia, New Zealand, Canada, South Africa and the Middle East.

All are now able to send messages to each other via MicroLink telex and electronic mail services.

Scotpac has installed at least one micro and modem at each of its depots, and has eight micro systems in its Glasgow headquarters.

It all adds up to some very busy MicroLink mailboxes – last year Scotpac handled more than 20,000 individual shipments weighing a total of 21 million lbs.

Comms boom in the heavens

AMATEUR astronomers are joining MicroLink at the rate of ten a month.

The reason is that nothing beats electronic mail as a means of getting to know about the latest happenings in the heavens.

Initiative behind the booming interest in MicroLink comes from Guy Hurst, editor of The Astronomer, a monthly magazine with an international readership.

A constant stream of astral activity means he also needs to produce twice-weekly newsletters detailing all the fresh sightings reported by the Smithsonian Institute in America.

"When it is processed and distributed by conventional means, this information is often quite dated by the time it reaches our readers", said Guy Hurst.

"MicroLink has, however, speeded up the transmission of news from America. A paging device alerts me each time a telex message arrives from the Smithsonian and I don't waste a moment relaying it via Email.

"Those of our members with MicroLink facilities can often access information the same day it reaches me -- but others have to wait until one of my newsletters arrives by post. That's why so many astronomers are keen to join MicroLink.

"People in places as far away as Sweden, West Germany, Australia and New Zealand are now receiving the Email version of my newsletters. This means they are often able to study new phenomena within hours of a first sighting -- something not possible before we joined MicroLink".

The fax in a flash

SHROPSHIRE entrepreneur Duncan Baker has come up with a novel idea for getting more mileage out of his MicroLink subscription.

He is using the system to help him operate a faximile service from his office in Lydbury.

"Basically we need the fax machine for our own purposes", said Duncan, proprietor of the Lydbury English Centre, "but we have a fair amount of spare capacity.

"Seeking to help cover our costs we've started a fax service priced at roughly half that of other local agencies".

The service Duncan offers includes receiving text via MicroLink electronic mail or telex, printing it out on plain paper or letterhead and distributing it by fax. And of course this procedure also operates in reverse when required.

YOUR chance to join MicroLink – Page 8

DICER

STEVE KNIGHT introduces an intriguing and sometimes infuriating game

ANYONE who has played Yahtzee will know just how addictive it is. In this computerised version of the original dice game, points are gained by rolling five dice and holding those that seem the most useful.

After a total of three full throws – irrespective of the number of dice held – you choose the category into which you want to enter the dice combination. The available categories are shown in Figure I and your final score is displayed once all these are all filled.

If the dice fall well after the first or second throw of a turn, just hold them all and select Throw again. After each set of three throws your score must be entered into a category – even if it means you get no points.

This program has been written with brevity in mind, and is fully controlled by the joystick using Fire to select or de-select dice held or to choose the category. Various prompts indicate what to do, and the program scores itself.

Even if you have never played the game before you will soon get the idea – and then have problems tearing yourself away from it. The challenge is simple: Score the maximum 346. With skill and luck it is possible.

VARIABLES

DICE	Holds the scores of the five dice used. The sixth position corresponds to the roll option
CATS	Corresponds to the screen position of the various categories
OPTION	Used initially to decide whether a dice has been held. Used again to chart the frequency of the occurrence of each number on the dice
HISC	High score
SC	Current score
ROLLDICE, TOTUP	Line numbers

PROGRAM BREAKDOWN

50-460	Initialise variables and draw the screen
500-700	Main loop
1000-1190	Dice rolling and selection routine
1200-1370	Further routine to roll and display dice
1400-1500	Decide which character to print
2000-2990	Validate selected category and total score

Combination	Description	Score	Max
Ones	Any number of ones	Total of ones	5
Twos	Any number of twos	Total of twos	10
Threes	Any number of threes	Total of threes	15
Fours	Any number of fours	Total of fours	20
Fives	Any number of fives	Total of fives	25
Sixes	Any number of sixes	Total of sixes	30
High score	Any five dice	Total of all dice	30
Full house	Two dice the same, other three the same	50	50
Pair	Two dice the same	Highest pair	12
3 of a kind	Three dice the same	Best three	18
4 of a kind	Four dice the same	Best four	24
5 of a kind	Five dice the same	Best five	30
2 Pairs	Two dice the same and two others the same	Total of two pairs	24
Run of three	Three consecutive dice	Total of dice in run	15
Run of four	Four consecutive dice	Total of dice in run	18
Run of five	Five consecutive dice	Total of dice in run	20
		Total	**346**

Figure I: Available categories

Turn to Page 22 ►

◀ From Page 21

```
10 REM DICER
20 REM BY STEVE KIGHT
30 REM (C)ATARI USER
50 DIM DICE(6),PICK(5),CATS(2,8),L$(40
),OPTION(6),A$(40),B$(40)
60 L$="├──────────┼──────────
──────┤"
65 A$="┌──────────┬──────────
──────┐"
66 B$="└──────────┴──────────
──────┘"
70 HISC=0:ROLLDICE=1000:TOTUP=2000
80 DIM D1$(18),D2$(18),D3$(18)
100 D1$="    *   *  * ** ****"
110 D2$="*       *       *    "
120 D3$="      *  ** ** ****"
200 GRAPHICS 16:SETCOLOR 4,6,2:SETCOLO
R 2,0,0
210 POKE 752,1:POKE 82,1
220 POSITION 1,0:? A$
230 ? "| ONES.........   | PAIR.......
..   |"
240 ? L$
250 ? "| TWOS.........   | 3 OF A KIND
..   |"
260 ? L$
270 ? "| THREES.......   | 4 OF A KIND
..   |"
280 ? L$
290 ? "| FOURS........   | 5 OF A KIND
..   |"
300 ? L$
310 ? "| FIVES........   | 2 PAIRS....
..   |"
320 ? L$
330 ? "| SIXES........   | RUN OF 3...
..   |"
340 ? L$
350 ? "| HIGH SCORE...   | RUN OF 4...
..   |"
360 ? L$
370 ? "| FULL H'SE....   | RUN OF 5...
..   |"
400 ? B$;
410 ? "   SCORE :          HIGH SCORE
:   ";
420 SC=0
430 POSITION 29,20:? "ROLL?"
440 POSITION 29,18:? "GO="
450 TOT=0
460 FOR N=1 TO 8:CATS(1,N)=0:CATS(2,N)
=0:NEXT N
500 FOR TURN=1 TO 16
510 POSITION 11,17:? TOT:POSITION 33,1
7:? HISC;
530 GOSUB ROLLDICE
560 GOSUB TOTUP
700 NEXT TURN
710 POSITION 10,22:? "PRESS RESET OR S
TART";
720 IF PEEK(53279)<>6 THEN 720
800 GOTO 200
1000 REM ROLLDICE
1010 REM
1012 POSITION 10,22:? "   SELECT  DICE
```

```
     ";
1015 GO=1
1020 FOR N=1 TO 6:DICE(N)=0:OPTION(N)=
0:NEXT N
1025 GOSUB 1200
1030 CX=1:POSITION CX*5+1,21:? "X";
1100 FOR GO=2 TO 3
1110 IF CX=6 AND STRIG(0)=0 THEN GOSUB
 1200:GOTO 1100
1115 IF CX<6 AND STRIG(0)=0 THEN GOSUB
 1400
1116 IF STICK(0)<>7 AND STICK(0)<>11 T
HEN 1110
1117 OX=CX
1120 CX=CX+(STICK(0)=7)-(STICK(0)=11)
1130 IF CX<1 THEN CX=6
1140 IF CX>6 THEN CX=1
1145 POSITION OX*5+1,21
1147 IF OPTION(OX)=1 THEN ? "H"
1148 IF OPTION(OX)=0 THEN ? " "
1150 POSITION CX*5+1,21
1160 IF OPTION(CX)=0 THEN ? "X"
1170 IF OPTION(CX)=1 THEN ? "H"
1172 FOR D=1 TO 10:NEXT D
1175 GOTO 1110
1180 NEXT GO
1185 POSITION 5,21:? "
                    ";:REM 31 SPACES
1190 RETURN
1200 REM ** ROLL 'EM **
1210 POSITION 32,18:? GO
1220 FOR A=1 TO 4
1230 FOR B=1 TO 5
1240 IF OPTION(B)=1 THEN 1350
1250 R=INT(RND(0)*6)+1
1280 DICE(B)=R
1290 POSITION B*5,18:? D1$(R*3-2,R*3)
1300 POSITION B*5,19:? D2$(R*3-2,R*3)
1310 POSITION B*5,20:? D3$(R*3-2,R*3)
1350 NEXT B
1360 NEXT A
1370 RETURN
1390 REM ** PICK DICE **
1400 IF OPTION(CX)=0 THEN OPTION(CX)=1
:POSITION CX*5+1,21:? "H":GOTO 1450
1410 IF OPTION(CX)=1 THEN OPTION(CX)=0
:POSITION CX*5+1,21:? "X"
1450 FOR D=1 TO 40:NEXT D
1500 RETURN
2000 REM PICK AND TOTAL UP CATEGORY
2010 REM
2015 POSITION 10,22:? " SELECT CATEGOR
Y  ";
```

Turn to Page 24 ▶

10 CP1 (Y)	340 D4U (7)	1100 3UG (X)	1290 6GA (U)	2127 SXK (6)	2550 WPM (P)
20 CP2 (3)	350 T3V (D)	1110 CK7 (N)	1300 62C (8)	2130 HLL (4)	2560 W3F (4)
30 CP3 (X)	360 DDU (7)	1115 UWL (F)	1310 5WD (U)	2140 JA3 (F)	2570 P3T (5)
50 S9F (F)	370 QYV (5)	1116 R9C (5)	1350 MYS (S)	2160 L9D (C)	2580 49W (X)
60 1PK (W)	400 CNG (9)	1117 QL6 (A)	1360 MYS (U)	2170 LTA (A)	2690 E8P (T)
65 2JK (G)	410 50E (T)	1120 9CT (O)	1370 W4K (X)	2180 C6T (W)	2700 V94 (5)
66 2S4 (E)	420 DFH (4)	1130 AKD (R)	1390 DVN (U)	2190 AYT (C)	2710 WPM (A)
70 6X2 (J)	430 Q2X (J)	1140 AV4 (S)	1400 HY2 (R)	2200 PD8 (P)	2720 FTQ (K)
80 A3P (3)	440 HT2 (A)	1145 DD6 (U)	1410 W5E (X)	2210 TOK (J)	2730 G0U (F)
100 WG7 (4)	450 E36 (8)	1147 PNP (R)	1450 ALN (9)	2220 A5L (2)	2740 G6Y (G)
110 UAY (4)	460 PD3 (D)	1148 PCP (S)	1500 VXK (F)	2230 PDW (S)	2750 GE3 (A)
120 XUC (C)	500 8UR (T)	1150 D7P (C)	2000 CXP (C)	2390 DVP (Y)	2760 6TC (X)
200 T8A (W)	510 QCW (K)	1160 PMX (H)	2010 DOP (F)	2400 DMO (2)	2770 PD9 (E)
210 A01 (C)	530 35T (M)	1170 QLX (G)	2015 S1L (V)	2405 SXK (1)	2772 GKY (E)
220 AVF (X)	560 U2W (U)	1172 AEK (Y)	2020 D2P (S)	2410 WAM (G)	2775 7LH (T)
230 P62 (5)	700 YX7 (A)	1175 PLD (Q)	2030 VRO (K)	2420 XPQ (W)	2780 TN1 (8)
240 D4T (F)	710 AMT (P)	1180 QPS (Y)	2040 COA (A)	2430 NQT (W)	2785 7QH (W)
250 R2S (K)	720 QJR (2)	1185 NRD (V)	2050 6K6 (P)	2440 WHM (K)	2790 Q8T (C)
260 DDT (R)	800 Q1F (R)	1190 WOK (U)	2060 6LP (A)	2450 GHR (U)	2800 M4N (X)
270 QM5 (F)	1000 CXN (X)	1200 D6N (V)	2070 NGT (9)	2460 NWT (T)	2810 POM (L)
280 DMT (3)	1010 DON (R)	1210 DY2 (V)	2080 T6K (E)	2470 6YT (S)	2830 P7T (N)
290 PUJ (F)	1012 W18 (O)	1220 UHJ (Q)	2100 D2P (8)	2490 EOP (V)	2900 U07 (G)
300 CMU (6)	1015 D9H (E)	1230 UPK (V)	2110 D4P (E)	2500 J5Y (4)	2910 U8O (9)
310 RC9 (2)	1020 WGU (8)	1240 SXW (Q)	2120 KH1 (1)	2510 73U (5)	2920 147 (L).
320 CVU (C)	1025 SKO (H)	1250 98P (G)	2123 35U (A)	2520 EKO (R)	2930 4EN (5)
330 NW5 (E)	1030 11V (Q)	1280 RTO (9)	2125 X3G (1)	2540 L05 (S)	2990 X0L (5)

STORT SOFT

MAIL ORDER SPECIALISTS

INCREDIBLE LOW PRICES!

ALL DISKS CARRY A NO QUIBBLE REPLACEMENT GUARANTEE ARE CERTIFIED 100% ERROR FREE & COME WITH LABELS, 5¼" ALSO HAVE SLEEVES & WRITE PROTECTS. FLIP SIDED DISKS HAVE 2 INDEX HOLES AND 2 NOTCHES.

SPECIAL OFFER !!	
25 SS 48TPI 5.25" DISKS & 100 CAP LOCKING DISK BOX	16.00
50 SS 48TPI 5.25" DISKS & 100 CAP LOCKING DISC BOX	25.00
100 SS 48TPI 5.25" DISKS & 100 CAP LOCKING DISK BOX	39.95
25 DS 48TPI 5.25" DISKS & 100 CAP LOCKING DISK BOX	17.00
50 DS 48TPI 5.25" DISKS & 100 CAP LOCKING DISK BOX	26.50
100 DS 48TPI 5.25" DISKS & 100 CAP LOCKING DISK BOX	42.00

5¼" DISKS FROM AS LITTLE AS 33 PENCE

BLANK 5¼" DISKS – DISK NOTCHER FREE WITH EACH 100 DISKS PURCHASED

UNBRANDED	TRIAL 10	25	50	100	10 in a plastic library case
SS 48TPI	4.50	9.00	17.00	33.00	5.50
DS 48TPI	5.50	11.00	19.00	35.00	6.50
DS 96TPI	6.50	13.00	21.00	37.00	7.50
DS 96TPI FLIP SIDED	7.00	14.00	22.00	38.00	8.00
MIMIC FLIP SIDED DS 96TPI	8.95	20.00	38.00	70.00	9.95
MIMIC HIGH DENSITY 1.6meg	23.00	52.00	100.00	180.00	24.00
COLOURED – mix & match or all one colour					
SS 48TPI	6.50	12.00	22.00	42.00	7.50
DS 48TPI	7.50	14.00	24.00	44.00	8.50
DS 96TPI	8.00	16.00	28.00	50.00	9.00

LOCKING DISK BOXES

5¼" HOLDS 50	7.95	5¼" HOLDS 120	10.95
5¼" HOLDS 100	9.95		

8-Bit Public Domain Disks all at £2.50

Just write for more information. Cheques etc. payable to STORT SOFT. (international orders add 10% and remit in pounds Sterling by bank draft or intl. money order. Write for quote in any other currency).

ACCESS/MASTERCARD/EUROCARD/VISA accepted

CREDIT CARD ORDER LINE – 0279 89509 24 HOURS A DAY. 7 DAYS A WEEK

V.A.T. & P&P INC. NO HIDDEN EXTRAS – WHAT YOU SEE IS WHAT YOU PAY

18 Crown Close, Sheering, Bishop's Stortford, Herts CM22 7NX

SUNARO

	Cass	Disk
Arkanoid	7.95	10.95
Astro Droid 64k	6.95	8.95
Atari Aces	8.50	—
Buzz Mouse Detective	8.50	12.75
Colossus Chess IV	8.50	12.75
Conflict in Vietnam	14.95	16.95
Crumbles Crisis 64k	6.95	8.95
Dang	3.95	7.95
Droid	6.95	—
F15 Strike Eagle	8.50	12.75
Fighter Pilot	8.50	10.95
Football Fortunes	12.75	15.95
Four Star Compilation	6.95	8.95
Gauntlet 64k	8.50	12.75
Gauntlet Deeper Dungeons	4.95	8.95
Greme Ranger	8.50	8.95
Green Beret	7.95	—
Hardball	8.50	12.75
International Karate	5.95	10.95
Jewels of Darkness 64k	12.75	12.75
Kennedy Approach	8.50	12.75
Leaderboard	8.50	12.75
Leaderboard Tournament	4.95	6.95
Living Daylights	8.50	—
Phantom	6.95	8.95
Platform Perfection 64k	8.50	—
Robot Knights	6.95	8.95
Screaming Wings	6.95	8.95
Silent Service	8.50	12.75
Silicon Dreams	12.75	12.75
Smash Hits 7	8.50	12.75
Solo Flight II	8.50	12.75
Space Lobsters	6.95	8.95
Spindizzy	8.50	12.75
Spitfire 40	7.95	10.95
Sprong	—	6.95
Star Quake	7.95	10.95
Super Huey	8.50	12.75
Tomahawk 64k	8.50	12.75
Trailblazer	8.50	12.75
Trivial Pursuit	12.75	16.95
World Cup Manager	8.50	10.95
221B Baker St	—	16.95

	Disk
Alternate Reality II	16.95
Autodual	16.95
Flight Simulator II	39.95
Footballer of the Year	12.75
Guild of Thieves 64k	16.95
Knight Orc	12.75
Lurking Horror	21.95
Mini Office II	17.95
Moonmist	21.95
Ogre	16.95
Pawn 64k	16.95
Pirates of the Barbary Coast	8.95
Wargame Construction Set	16.95
Budget Cassettes	
4 Great Games	3.95
4 Great Games Vol II	3.95
180	2.95
Amaurote	2.95
Cassette 50	2.95
Caverns of Khafka	2.95
Colony	1.95
Crystal Raider	1.95
Death Race	2.95
Decathlon	1.95
Dizzy Dice	1.95
Escape From Doom World	3.95
Football Manager	2.95
Henrys House	1.95
Masterchess	1.95
Missing one Droid	2.95
On Cue	2.95
Panik	1.95
Powerdown	1.95
Storm	1.95
Survivors	1.95
Table Football	1.95
Universal Hero	1.95
Zaxxon	2.95

MicroLink
MAG96023

Large selection of ST software available
NEW TITLES AVAILABLE IMMEDIATELY ON RELEASE
TELEPHONE (0625) 25228

Orders over £5 include postage please add 50p to orders of £5 or under
Send Cheque/PO's to:

SUNARO SOFTWARE (AU)
PO BOX 78, MACCLESFIELD, CHESHIRE SK10 3PF
(Est 1984)

NEW, BETTER VALUE... STARTER PACKS

Phone Now for details of Our Low Cost Easy Payment Scheme

- SAVE £££'s
- Atari 520 STFM Computer
- Built-In ½ Meg. Disk Drive
- Built-In ½ Meg. RAM Memory
- Built-In T.V. Modulator
- Built-In Power Supply
- Separate Numeric Keypad
- Midi Interface
- 512 Available Colours
- Free Mouse Controller
- GEM on ROM
- Free Atari Language Disk
- 5 Free Disks . . . .
- C/PM, Utilities, Demo's etc.

ONLY . . .

£260-00 EX. VAT

inc. VAT = £299.00

Also Free..... Only from Compumart

- 10 BLANK DISKS
- MD 70L STORAGE BOX
- MICROBLASTER JOYSTICK

(Total Value of these items - Nearly £40!!!)

Compumart Care MORE....

We now offer a "FREE LOAN MACHINE" (subject to availability) should any delay occur during your Warranty Repairs.

Great Compumart Deals always available on the full range of ATARI ST Hardware, Software and Peripherals.

VISA Access

Compumart

Dept ATU · Unit 8 · Falcon Street
Loughborough · Leics · LE11 1EH
☎ **0509 - 262259 / 266322 / 233893**

(Prices & Delivery Subject to Availability E. & O.E.)

A GREAT DEAL MORE ●HARDWARE GUARANTEE-If goods are faulty within 30 days of Purchase, Compumart will replace for brand new. After 30 days we will repair (in both cases WE pay ALL carriage costs) ●Usually SAME DAY DESPATCH ●FREE DELIVERY(UK) by Parcel Post ●FOR SECURICOR 24HR DELIVERY-Add just £5 ●OVERSEAS ORDERS-Add 25% to ex-VAT prices for delivery worldwide

- FREE DELIVERY
- UNBEATABLE GUARANTEES
- SUPERIOR BACK-UP SERVICE

Compumart

A GREAT DEAL MORE FOR A GOOD DEAL LESS!

◀ *From Page 22*

```
2020 REM ** POSITION CURSOR **
2030 X=0:Y=0
2040 FOR N=0 TO 1 STEP -1
2050 IF CAT5(2,N)<>99 THEN X=2:Y=N
2060 IF CAT5(1,N)<>99 THEN X=1:Y=N
2070 NEXT N
2080 POSITION X*18-2,Y*2-1:? "X";
2100 REM ** MOVE ON JOYSTICK **
2110 REM
2120 IF STRIG(0)=0 THEN GOSUB 2400:RET
URN
2123 MOVE=STICK(0)
2125 IF MOVE(>7 AND MOVE<>11 AND MOVE<
>13 AND MOVE<>14 THEN 2120
2127 POSITION X*18-2,Y*2-1:? " ";
2130 X=X+(MOVE=7)-(MOVE=11)
2140 Y=Y+(MOVE=13)-(MOVE=14)
2160 IF Y<1 THEN Y=8:X=X-1
2170 IF Y>8 THEN Y=1:X=X+1
2180 IF X>2 THEN X=1
2190 IF X<1 THEN X=2
2200 IF CAT5(X,Y)=99 THEN 2130
2210 POSITION X*18-2,Y*2-1:? "X";
2220 FOR D=1 TO 10:NEXT D
2230 GOTO 2120
2390 REM ** CALCULATE SCORE5 **
2400 SC=0
2405 POSITION X*18,Y*2-1:? " "
2410 FOR N=1 TO 6
2420 OPTION(N)=0
2430 NEXT N
2440 FOR N=1 TO 6
2450 OPTION(DICE(N))=OPTION(DICE(N))+1
2460 NEXT N
2470 IF X=2 THEN 2700
2490 REM ** COLUMN 1 **
2500 IF Y<7 THEN SC=OPTION(Y)*Y:GOTO 2
900
2510 IF Y=8 THEN 2540
2520 FOR N=1 TO 6:SC=SC+OPTION(N)*N:NE
XT N:GOTO 2900
2540 SC=50
2550 FOR N=1 TO 6
2560 IF OPTION(N)=1 OR OPTION(N)=4 THE
N SC=0
2570 NEXT N
2580 GOTO 2900
2690 REM ** COLUMN 2 **
2700 X=2:DB=0
2710 FOR N=1 TO 6
2720 IF Y=1 AND OPTION(N)>1 THEN SC=N*
2
2730 IF Y=2 AND OPTION(N)>2 THEN SC=N*
3
2740 IF Y=3 AND OPTION(N)>3 THEN SC=N*
4
2750 IF Y=4 AND OPTION(N)>4 THEN SC=N*
5
2760 IF Y=5 AND DB>0 AND OPTION(N)>1 T
HEN SC=SC+(N*2)+DB
2770 IF Y=5 AND DB=0 AND OPTION(N)>1 T
HEN DB=N*2
2772 IF Y=5 AND OPTION(N)>3 THEN SC=N*
4
2775 IF N<3 THEN 2830
2780 IF Y=6 AND OPTION(N)>0 AND OPTION
(N-1)>0 AND OPTION(N-2)>0 THEN SC=(N*3
)-3
2785 IF N<4 THEN 2830
2790 IF Y=7 AND OPTION(N)>0 AND OPTION
(N-1)>0 AND OPTION(N-2)>0 AND OPTION(N
-3)>0 THEN SC=(N*4)-6
2800 IF Y<8 OR N<4 THEN 2830
2810 IF OPTION(N)>0 AND OPTION(N-1)>0
AND OPTION(N-2)>0 AND OPTION(N-3)>0 AN
D OPTION(N-4)>0 THEN SC=(N*5)-10
2830 NEXT N
2900 POSITION X*18-2,Y*2-1:? SC
2910 CAT5(X,Y)=99
2920 TOT=TOT+SC
2930 IF TOT>HISC THEN HISC=TOT
2990 RETURN
```


COMPUTERWARE

PO BOX 318, STOKE-ON-TRENT, ST6 6UX

All Items Usually Despatched Within 24Hrs!! Up to 20% Discount on latest titles!!

TITLE	Cass	Disc
221B Baker Street	–	12.50
Alternate Reality 2	–	16.00
Arkanoid	7.50	11.00
Atari Aces	8.00	–
Auto Duel	–	16.00
Battalion Commander	8.00	12.50
Battle of Antietam	–	24.00
Brimstone	–	24.00
Broadsides	–	24.00
Burglar Bill/Pot Hole Panic	6.50	8.00
Casino Roulette	8.00	12.50
Carrier Force	–	24.00
Conflict in Vietnam	12.50	16.00
Colonial Conquest	–	24.00
Colossus 4 Chess	8.00	12.50
Computer Ambush	–	24.00
Crusade in Europe	12.50	16.00
Darg	3.50	7.00
Decision in the Desert	12.50	–
Deeper Dungeons	4.50	6.50
Druid	8.00	12.50
Essex	–	20.00
Fight Night	8.00	12.50
Field of Fire	–	12.50
Flight Simulator 2	–	38.00
Footballer of the Year	8.00	12.50
Football Fortunes	12.50	16.00
Four Great Games	3.50	5.50
Four Great Games Vol 2	3.50	5.50
Four Star Compilation Vol 1	6.50	8.00
Four Star Compilation Vol 2	6.50	8.00
Gauntlet	8.00	12.50
Gemstone Warrior	–	16.00
Gnome Ranger	8.00	–

TITLE	Cass	Disc
Greatest Hits Vol 1	8.00	12.50
Green Beret	7.50	–
Guild of Thieves	–	16.00
Hard Ball	8.00	12.50
Hollywood Hi Jinx	–	20.00
International Karate	5.50	10.50
Japan	–	20.00
Jackal	8.50	12.50
Jewels of Darkness	12.50	12.50
Jet Set Willy	6.50	–
Joe & Nuclear Caverns	3.50	7.00
Kampgruffe	–	24.00
Kennedy Approach	8.00	12.50
Knight Orc	12.50	12.50
Leaderboard	8.00	12.50
Leaderboard Tournament	–	6.00
Leapster	6.50	8.00
Living Daylights	8.00	12.50
Little Devil	6.50	8.00
Mech Brigade	–	24.00
Mercenary Compendium	12.50	15.00
Mirax	6.50	8.00
Mini Office 2	–	16.00
Mindwheel	–	20.00
Montezuma's Revenge	8.00	12.00
Moonmist	–	20.00
Music Construction Set	–	8.00
Night Mares	6.50	8.00
Ogre	–	16.00
Panzer Grenadier	–	20.00
Pawn	–	16.00
Phantasie 2	–	16.00
Phantom	6.50	8.00
Pirates of Barbary Coast	–	8.00

TITLE	Cass	Disc
Platform Perfection	8.00	–
Planet Attack/Mad Jax	6.50	8.00
Print Shop	–	34.00
Raid over Moscow	8.00	12.00
San Francisco	–	20.00
Shoot Em Ups	8.00	12.50
Silent Service	8.00	12.50
Silicon Dreams	12.50	12.50
Smash Hits Vol 5	8.00	12.50
Smash Hits Vol 6	8.00	12.50
Smash Hits Vol 7	8.00	12.50
Solo Flight	8.00	12.50
Spindizzy	8.00	12.50
Spitfire 40	8.00	11.00
Speed Run	6.50	8.00
Steve Davis Snooker	7.50	–
Station Fall	–	22.00
Summer Games	–	12.50
Super Huey	8.00	12.50
Super Zaxxon	8.00	–
Tomahawk	8.00	12.50
Trailblazer	8.00	12.00
Trivial Pursuit	12.50	16.00
Ultima 4	–	15.00
USAAF	–	25.00
Vietnam	–	20.00
Warship	–	24.50
Wargame Construction Set	–	16.00
War in Russia	–	24.00
Who Dares Wins 2	6.50	8.00
Winter Olympics	6.50	8.50
Wizards Crown	–	16.00
World Cup Manager	8.00	11.50
Zaxxon	8.00	–

"1.99" BUDGET TITLES: (Price each or any 3 for £5)

Astromeda	1.80
BMX Simulator	1.80
Bubble Trouble	1.80
Chimera	1.80
Colony	1.80
Crystal Raider	1.80
Despatch Rider	1.80
Decathlon	1.80
Dizzy Dice	1.80
Excelsor	1.80
Feud	1.80
Grid Runner	1.80
Gun Law	1.80
Henrys House	1.80
Hover Bover	1.80
Invasion	1.80
Loco	1.80
Milk Race	1.80
Micro Rhythm	1.80
Mutant Camels	1.80
Master Chess	1.80
Molecule Man	1.80
Ninja Master	1.80
Panther	1.80
Red Max	1.80
Spky Harold	1.80
Storm	1.80
Submarine Commander	1.80
Tank Commander	1.80
Table Football	1.80
Universal Hero	1.80
Warhawk	1.80
Winter Wally	1.80

"2.99" BUDGET TITLES: (Price each or any 2 for £5)

180	2.70
Amaurote	2.70
Alley Cat	2.70
Boulder Dash 2	2.70
Chicken Chase	2.70
Death Race	2.70
Drop Zone	2.70
Fidget	2.70
Football Manager	2.70
Hulk	2.70
Knockout Boxing	2.70
Last V8	2.70
Missing One Droid	2.70
Ninja	2.70
New York City	2.70
Olympic Skier	2.70
On Cue	2.70
Panik	2.70
Shoot Em Up (Budgie)	2.70
Spellbound	2.70
Survivors	2.70
Spiderman	2.70
Superman	2.70

2600 Series Video Cartridges: Battlezone; Moon Patrol; Stargate; Pole Position; Ms. Pacman; Joust; Galaxian; Millpede; Dig Dug; Crystal Castles; RRP 9.99 Ours 8.50 ea.

Joysticks:
Quickshot II Turbo £12.50; Cheetah 125+ £8.50; Competition Pro 5000 £14.00; Suncom (EJS019) £5.50

All software consists of genuine, brand new, original titles. Prices include post & packing (Orders of less than £6 in total please add 50p). Europe add £1 for 1st item then 50p for each additional item. Subject to availability, all software is usually despatched within 24 Hrs. Please make Cheques/POs payable to 'COMPUTERWARE'

ARE YOU MISSING OUT?

You've got lots of questions about your computer but don't know who to ask! We do! You're not sure which software is best for your application! We do! You'd like to keep up to date with new releases and be sure they are a good buy, but who's going to tell you? We will! You would love to get to know other Atari enthusiasts, but you don't know how! We do! You want to get some of that 'Public Domain' software you've heard about, but where from? We know! You don't want to feel like you're the only Atari owner in the world, but where can you turn too! Well, we can help! Great, but who are you??

We are the largest (and oldest) Atari Computer Owners Club in the U.K. For just £5.00 per year you get help, assistance, hints, tips, friends, pen pals, access to PD software, up to date information, games, utilities, hardware projects, software reviews, programming tutorials, and a glossy club magazine every quarter.

A club magazine as well!! One of those photocopied things that is unreadable, eh! Well no, it's professionally produced, just like this magazine you're reading. It's called MONITOR, you may have heard of it?^Yes, friends of mine have read it and say it's great! How do I join the club and get my copy of MONITOR? Easy just send a cheque or postal order for £5.00 to the address below requesting a four issue subscription. Overseas membership is £8.00 (surface) or £12.00 (Airmail).

You won't be disappointed!!

The U.K. Atari Computer Owners Club
P.O. Box 3, Rayleigh, Essex, SS6 8LR
Independent User Group

How to get your Atari to talk to a BBC Micro

(or a Spectrum or a Commodore or an Amstrad or an IBM . . . or ANY other computer).

Language problems become a thing of the past when you join MicroLink. Now you can use your Atari (plus your telephone) to send messages to any other computer user, with no restriction on make of machine – or even on distance.

MicroLink *electronic mail and much, much more!*

Details from 061-456 8383

DISKOVER OUR GREAT DISK DEALS...

WITH NEW LOWER PRICES, FREE PLASTIC LIBRARY CASES AND FREE 1st CLASS DELIVERY

3-5" Blank Disks



TOP QUALITY BULK PACK 3½" DISKS
- Fully Guaranteed
- Individually Certified
- Tested 100% Error Free
- FREE - User Labels
- FREE - Top Quality "SLIMPACK" Plastic Library Case with every 10 Disks

SS SINGLE SIDED	10	£11-00 EX. VAT inc. VAT = £12.65
	50	£49-90 EX. VAT inc. VAT = £57.39
	100	£93-00 EX. VAT inc. VAT = £106.95
DS DOUBLE SIDED	10	£13-00 EX. VAT inc. VAT = £14.95
	50	£59-90 EX. VAT inc. VAT = £68.89
	100	£111-90 EX. VAT inc. VAT = £128.69

'BOX CLEVER'

MD 70L - 3½" DISK STORAGE BOX

- Holds up to 70 Disks
- High Quality
- Impact Resistant Plastic
- Smoked Hinged Lockable Lid (2 Keys)
- Supplied with Dividers

Save your valuable Disks from dust, spilt drinks etc. . .

ONLY . . . £11-26 EX. VAT inc. VAT = £12.95

VISA Access

Compumart
Dept ATU - Unit 8 - Falcon Street
Loughborough · Leics · LE11 1EH
☎ 0509-262259 / 266322 / 233893
(Prices & Delivery Subject to Availability E. & O.E.)

A GREAT DEAL MORE ● HARDWARE GUARANTEE-If goods are faulty within 30 days of Purchase, Compumart will replace for brand new; After 30 days we will repair (in both cases WE pay ALL carriage costs). ● Usually SAME DAY DESPATCH ● FREE DELIVERY(UK) 1st Class Post ● FOR SECURICOR 24HR DELIVERY-Add just £5 ● OVERSEAS ORDERS-Add 25% to ex-VAT prices for delivery/insurance.

- FREE DELIVERY
- UNBEATABLE GUARANTEES
- SUPERIOR BACK-UP SERVICE

Compumart
A GREAT DEAL MORE FOR A GOOD DEAL LESS!



Add-a-Mouse

SIMON MILLER has a handy line in joystick-driven cursor routines

MOST programs require input from you at some stage, even if it's only to select a game level, or supply a yes/no answer. Complex software often has a wide range of options to choose from, and in these circumstances a mouse-controlled menu offers significant advantages over standard keyboard input.

The mouse moves a cursor around the screen, without affecting anything that's already printed there – usually a menu of available options. You position the cursor over the option you want, then press a button to select it – there's no keyboard entry whatsoever, so you can't accidentally type something which will crash the program.

A mouse can be used where keyboard input is difficult – for example on graphics screens without text windows – so many people will find it much less daunting than an array of keys.

The ST series all contain an operating system which is specifically designed for mouse control. No such luck with the 8 bit range, unfortunately, but it is possible to emulate many mouse features using an ordinary joystick. Atari's artist program Paint employs this technique to select colours and textures.

The routine described here will move a player-missile cursor, under joystick control, quickly and smoothly around the screen in any Graphics mode, even while a Basic program is running. The cursor's horizontal and vertical coordinates are returned in two addresses at the top of page 6, so there's no problem keeping track of position, and you can define a window anywhere on screen to confine it.

The cursor can flash at a rate of your choice, or remain unblinking, and it's easy to switch the entire mouse system on or off at different points in your Basic program.

You could also use this routine to make letter-matching, word-finding, counting or other educational games for small children who cannot yet read or write.

It's also valuable for applications involving the general public, such as fund-raising events or shop demonstrations, where the computer console can be locked well away from marauding fingers.

Program I contains the main routine. It's mainly machine code, so take great care typing the data statements, and be sure to save a copy before you run it for the first time.

Line 10 reserves eight pages above screen memory to hold all the data. The first four act as a buffer to protect the machine code from those commands which erase data above RAMTOP. Clear screen and Graphics commands will erase the first 64 bytes in the reserved area, while scrolling a text window will erase a total of 800 bytes. If there is no risk from these commands in your Basic program you can change the second statement in line 10 to POKE 106,S and this saves you 1k of memory.

The next four pages hold the player-missile table but, as always, the first 384 bytes are not used for player or missile data, so we can store all the machine code there.

The routine wedges itself into the vertical blank interval and is therefore executed automatically every fiftieth of a second. This means that the routine does not steal any of Basic's processing time, so program speed is not affected and the program will run happily no matter what Basic is doing.

```
1 REM MOUSE DRIVER ROUTINE
2 REM BY SIMON MILLER
3 REM (c)ATARI USER
10 S=PEEK(106)-4:POKE 106,S-4:GRAPHICS
 0:S2=S*256
20 FOR X=0 TO 348:READ D:POKE S2+X,D:N
EXT X
30 DATA 104,104,104,141,7,212,141,245,
6,24,105,2,133,204,133,206,169,0,133,2
03
40 DATA 133,205,141,246,6,141,252,6,16
8,162,2,145,203,136,208,251,230,204,20
2,208
50 DATA 246,104,104,141,254,6,104,104,
141,255,6,169,3,141,29,208,169,46,141,
47
60 DATA 2,169,107,141,249,6,169,17,141
,250,6,169,203,141,247,6,169,49,141,24
8
70 DATA 6,169,14,141,192,2,169,2,141,2
53,6,160,102,174,245,6,169,7,32,92
80 DATA 228,96,173,254,6,208,6,141,0,2
08,76,98,228,173,252,6,208,7,169,1
90 DATA 141,245,6,208,23,205,246,6,176
,15,169,0,141,246,6,173,245,6,73,1
100 DATA 141,245,6,16,3,238,246,6,173,
120,2,201,15,240,121,173,255,6,24,105
110 DATA 5,168,162,5,169,0,145,205,136
,202,16,250,173,120,2,41,1,208,20,173
120 DATA 255,6,56,237,253,6,205,250,6,
176,3,173,250,6,141,255,6,208,25,173
130 DATA 120,2,41,2,208,18,173,255,6,2
4,109,253,6,205,249,6,144,3,173,249
140 DATA 6,141,255,6,173,120,2,41,4,20
8,20,173,254,6,56,237,253,6,205,248
150 DATA 6,176,3,173,248,6,141,254,6,2
08,25,173,120,2,41,8,208,18,173,254
160 DATA 6,24,109,253,6,205,247,6,144,
3,173,247,6,141,254,6,172,255,6,169
170 DATA 32,145,205,200,145,205,200,16
9,248,145,205,200,169,32,145,205,200,1
45,205,173
180 DATA 245,6,208,5,141,0,208,240,6,1
73,254,6,141,0,208,162,15,189,0,208
190 DATA 208,10,202,16,248,169,0,141,2
51,6,240,11,138,10,10,10,10,29,0,208
200 DATA 141,251,6,141,30,208,76,98,22
8
210 X=USR(S2,S,125,61)
```

Get it right!

1 CAJ (W)	60 S47 (O)	140 F1A (D)
2 CAK (3)	70 FP3 (P)	150 H01 (6)
3 CAL (V)	80 HDF (1)	160 FAV (T)
10 VPE (E)	90 E57 (C)	170 8SC (V)
20 QTO (P)	100 Q7H (R)	180 HFA (7)
30 S74 (E)	110 PVA (8)	190 NU4 (4)
40 QT9 (K)	120 LR4 (F)	200 X2H (V)
50 U2T (L)	130 E46 (4)	210 64T (O)

Listing I: Main mouse program

Line 210 starts everything off. The first number in brackets is the address of our machine code. The second is the address – high byte only – of the player-missile table, and the final two parameters specify where the cursor will initially appear on screen, horizontal followed by the vertical position. The values shown will place it centrally.

You will normally want to tailor the mouse parameters for your specific application, so 11 addresses at the top of page 6 are used as registers, and you can change the values in nine of these to suit yourself.

Table I shows the function of each address. 1781 and 1782 are used, along with page zero addresses 205 and 206, as counters and pointers.

1781	Counter (do not alter)
1782	Counter (do not alter)
1783	Cursor window right border
1784	Cursor window left border
1785	Cursor window bottom border
1786	Cursor window top border
1787	Colour overlap detector
1788	Flash rate
1789	Cursor speed
1790	Current horizontal position
1791	Current vertical position

Table I: The page 6 registers

Don't alter any of these, or the program will crash.

The default values in 1783 to 1786 allow the cursor to move anywhere on-screen, but you can use these registers to define a restricted window. For example, POKE 1783,91 will stop the cursor descending into the text window at the bottom of a graphics screen.

Address 1787 lets you use colour, rather than cursor position, to detect which menu item has been chosen. When the cursor overlaps one of the four possible playfield colours – either a text mode letter or a map mode pixel – the number shown in Table II is returned.

This value is updated only once

Number in 1787	Colour	Register	Default colour
65	COLOR0	(708)	Orange
66	COLOR1	(709)	Yellow
68	COLOR2	(710)	Blue
72	COLOR3	(711)	Pink
0	COLOR4	(712)	Black

Table II: Cursor/Playfield overlap

during each vertical blank period, though the cursor may move several times. You might therefore get an apparently false reading when the cursor is close to, but not actually touching, a playfield colour. To minimise this problem, keep the speed value below 4, and use the centre of the cross, not its arms, to indicate your target.

Address 1788 controls the cursor flashing routine. Its default value is 0, which keeps the cursor unblinking, but any other number will start it flashing at the rate specified by that number. Values between 2 and 8 should prove suitable. The flash rate is also affected by cursor speed – address 1789 – so you will usually need to set these two parameters together.

Address 1789 controls the speed of the cursor movement, and it is initially set to 2. It governs the number of times the cursor moves during each vertical blanking interval, and you can modify it to suit your requirements. If you set it to zero, the cursor won't move at all, while a setting of 4 will move it four steps every VB period, which is pretty fast.

Unfortunately, since the joystick register is updated only once per VB period, the four steps will all be in the same direction. This means in effect that higher speeds give you less resolution, and make it more difficult to position the cursor very precisely.

1790 and 1791 hold the cursor's current horizontal and vertical position respectively. You will normally use these two registers to detect which menu item has been chosen.

The values refer to positions on the player-missile grid, and do not correspond to row or column numbers in any Graphics mode. Your Basic program can translate them easily enough into row and column coordinates, if necessary.

1790 is also used as a switch. Poke it with 0 to turn the mouse routine off and remove the cursor from the screen. To switch it back on, do another USR call like the one in line 210, with different values for horizontal and vertical position if you wish.

The additional lines of Basic in Program II show a simple application – using the mouse system to select a colour for the text window. Plug a joystick into port 1 and use it to position the cross anywhere along the menu line you want, then press the trigger. Lines 410 onwards check the cursor's vertical position, to see which item has been chosen, then set the selected colour.

Exactly the same principle can be used for more complex menus and, since you can use any Graphics mode, the choices may be indicated by pictures, or icons, rather than words.

Although the program is primarily intended to drive a mouse, the fast, smoothly moving cross would make an ideal gunsight in arcade-type games, and address 1787 makes it easy to see whether you're on target. Remember that all the initialisation for two-line resolution PM graphics has been done for you, and players 1 to 3 are available.

Listing II: Additional program to add menu options to Lising I

```
220 REM Add this code to Program 1 to
set up a demonstration menu.
230 GRAPHICS 2:POKE 559,46:REM must re
-set DMACTL after every GRAPHICS comma
nd.
240 REM Set up window for cursor movem
ent:
250 POKE 1783,147:REM right-hand borde
r.
260 POKE 1784,105:REM Left-hand border
.
270 POKE 1785,82:REM Bottom border.
280 POKE 1786,18:REM Top border.
290 POKE 1788,4:REM Cursor flash rate
300 POKE 1789,1:REM reduce cursor spee
d.
310 POSITION 7,0:? #6;"BLACK"
320 POSITION 7,1:? #6;"YELLOW"
330 POSITION 7,2:? #6;"GREEN"
340 POSITION 7,3:? #6;"ORANGE"
350 POSITION 7,4:? #6;"BROWN"
360 POSITION 7,5:? #6;"BLUE"
370 POSITION 7,6:? #6;"PINK"
380 POSITION 7,7:? #6;"GREY"
390 POSITION 7,8:? #6;"WHITE"
400 IF STRIG(0)=1 THEN 400
410 VP=PEEK(1791):REM Cursor's current
 vertical position.
420 IF VP<21 AND VP>15 THEN SETCOLOR 2
,0,0:GOTO 510
430 IF VP<29 AND VP>22 THEN SETCOLOR 2
,12,10:GOTO 510
440 IF VP<37 AND VP>32 THEN SETCOLOR 2
,12,4:GOTO 510
450 IF VP<45 AND VP>38 THEN SETCOLOR 2
,2,8:GOTO 510
460 IF VP<53 AND VP>46 THEN SETCOLOR 2
,15,6:GOTO 510
470 IF VP<61 AND VP>54 THEN SETCOLOR 2
,9,8:GOTO 510
480 IF VP<69 AND VP>62 THEN SETCOLOR 2
,4,8:GOTO 510
490 IF VP<77 AND VP>70 THEN SETCOLOR 2
,0,4:GOTO 510
500 IF VP<85 AND VP>78 THEN SETCOLOR 2
,0,12:GOTO 510
510 REM Any additional Basic code can
go here.
520 GOTO 400
```

Get it right!

220 D3T (D)	330 U43 (K)	440 8SG (Y)
230 V6W (7)	340 UWN (W)	450 986 (L)
240 DCT (8)	350 WQW (1)	460 972 (V)
250 8AL (A)	360 UKS (6)	470 9HM (7)
260 8FS (L)	370 U7M (8)	480 9VA (O)
270 BNF (D)	380 U3E (Q)	490 9H2 (8)
280 8SF (M)	390 W25 (7)	500 94R (K)
290 31P (F)	400 JWN (2)	510 CYW (R)
300 1WU (N)	410 C84 (1)	520 QJC (E)
310 T4G (Y)	420 7KA (7)	
320 WFR (A)	430 6AM (7)	

Getting inside the console

ANDRE WILLEY takes an in-depth look at the Atari XE systems

FOLLOWING last month's overview of the new Atari XE games console and keyboard, let's take a more detailed look at how it performs and what you can expect if you decide to buy one.

As you probably know by now the XE system is supplied in two versions. The first is the straightforward games console with joystick and built-in Missile Command. In this configuration you could, in fact, add both a tape deck and a disc drive, but you'd only be able to use them to load pre-recorded games.

That said, the difference in cost between cassette and cartridge based software would quickly offset the price of an XC12 tape deck.

The second package comes with joystick, light gun, plug-in keyboard and the Bug Hunt cartridge game making a 64k 8 bit computer which, in practical terms, is almost identical to the old 800XL. In addition, you also get the cartridge version of Flight Simulator II – a very well respected aircraft emulator game which uses both joystick and keyboard.

Those interested in the games angle might like to note that Missile Command will run very effectively with a Track-Ball.

What you don't get, however, is a tape deck, which I find a little surprising as this pack is being sold as a programmer-oriented item. But you do now have the basis of a complete computer system and you can add most of the peripherals available for the 8 bit range – but more of that later.

Let's start by looking at the console from the outside. Most of the standard I/O connections are present, including the now obligatory two, rather than four, joystick sockets, the 13-pin serial I/O port and the 7-pin Din power socket which, incidentally, uses the same power supply module as the rest of the XL and XE range.

Also present are the TV output – phono socket with detachable RF cable – and two new sockets, composite video and audio out. These always used to be part of a 5-pin Din socket which also included chromiance and luminance (colour and brightness) signals but neither are all that likely to be missed.

Convenient

The cartridge socket is on the top of the machine as with the XL series, and is much more convenient than the awkward rear-mounted system used on the 130XE. It should take all XL/XE cartridges, including the sophisticated bank selecting ones such as Action!, Mac/65 and Basic/XE.

The final socket, which has never been featured on an Atari 8 bit machine before, is a 15-way D socket to allow connection of the removable keyboard.

Unfortunately for any serious computer users Atari has not allowed any expansion of the machine by rather short-sightedly omitting the parallel bus which has been present on all Atari 8 bit for the last six years. This means you can't add any of the now very common memory boards, fast I/O modifications or even such mainstream computer products as hard discs.

I find this to be an unacceptable cost-cutting exercise. After all, how much would it have cost to leave a simple edge connector – or even the edge of the PCB itself – protruding from the rear of the casing? In order to save a few pence Atari has eliminated the possibility of using the XE console as a serious computer system.

Other than this one little niggle I found the new unit, with it's elegant detachable keyboard, to be a marked improvement over the older machines. Certainly the quality of both the television and composite video outputs show a marked improvement over the rather faint and slightly blurred 130XE display.

The sculptured keyboard has an excellent feel with a light but very positive action. The layout is the same as that of the 130XE, with the exception of the function keys which are now round, pastel-shaded buttons along the top of the unit. It would, however, have been nice if Atari had marked the keys with both the control key graphics and the international character set rather than just the graphic set.

Now let's see what's new under the bonnet – surprisingly little in fact. In essence the only difference you're likely to notice at first is the fact that Missile Command is now built into the machine. This, together with Basic, the operating system and the self-test routines are all packed into a single 32k rom chip banked into the correct locations by the Freddy chip and a couple of memory management support chips.

The power-up sequence now checks for the presence of the keyboard before deciding what portions of the rom to enable. If there is no keyboard

Current Atari Computer/Console Packages

Model	Includes	Price
XES 3001	*Console and joystick only*	£79.99
XES 4001	*Console, keyboard, joystick, Flight Simulator II cartridge, Light gun and Bug Hunt cartridge*	£119.99
XES 2002	*Keyboard, XC12 data recorder, 10 games on two tapes*	£59.99
XES 2001	*Light gun and Bug Hunt cartridge*	£29.99
130XE Pack	*130XE 128k computer, XC12 data recorder, joystick and 10 games on two tapes*	£139.99
65XE Pack	*65XE 64k computer, XC12 data recorder, joystick and 10 games on two tapes* * (Dixons/Currys special offer)	£99.99*

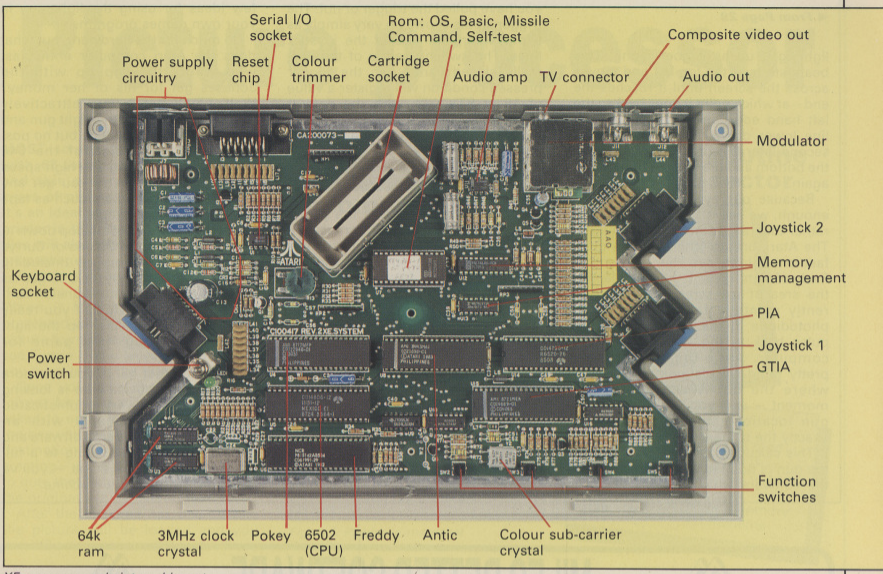

XE games console internal layout

the default is to run Missile Command. Hold down Option and you'll get the self-test mode, Select gives you Basic (for all the good it will do you without a keyboard) and Start gives a cassette boot.

The operating system

If the OS detects the presence of a keyboard the default power-up is Basic and Option gives you self-test mode. Select gives Missile Command, Start requests a tape load and, as with previous Atari machines, the buttons may be used in combination – such as Start and Option to override Basic when you load a machine code game.

The first thing I did when I received my console was to check which revision of the operating system was being used. Dated May 7, 1987 it has the same internal code as the 130XE (BB/001), but is entitled Revision 4.0 – I don't know what happened to Revision 3. The differences between Revision 4.0 and the XL/XE OS are purely cosmetic – most of them being in the self-test routine.

The latter's initialise locations at $5003 and $5000 have been moved to $5000 and $5006 respectively, and the keyboard template has been altered to show the correct XE layout, rather than that of the old 1200XL. This probably explains the major modifications to the OS which exist at $CA54 to $CB55. However, the Break key still doesn't show up correctly on the test.

The power-up and system reset routines have some extra code patched in at $CB65 to take note of the possible new configurations – such as booting with Missile Command. I'm not sure why Atari bothered, since the modified handler doesn't seem to be able to cope correctly with the game in any case.

For example, if you boot the system with Missile Command and then press Reset you will be dropped back into self-test, and the next time you try you'll be returned to either Missile Command or Basic depending upon whether you have a keyboard attached. Fortunately, when you're working in Basic the Reset handler seems pretty reliable.

The only thing worth mentioning is the patch at $CB90 which enables the cassette handler to look for the Start key as well as Return to start cassette I/O. This was added at the last moment after a frantic plea from Atari UK saying that users without the keyboard add-on wouldn't be able to boot commercial games tapes.

Strangely enough, most of the parallel device driver code designed to interface with the XL/XE parallel bus is still present. All that seems to have been altered are some vectors at $E49E – in other words, there's a large chunk of totally wasted rom inside the XE console – besides the self-test, that is.

The light gun

The only new item in the package is the light gun and this comes with its own Bug Hunt game cartridge – the only game currently available. The firing range will depend on your TV set, but I managed to get a comfortable 10 feet away from my 27in screen with no problems.

If we're to believe Atari's adverts, it would appear that the gun fires an invisible beam of light at the television screen. This is not strictly true – what actually happens is that the TV set fires a completely visible beam of light at the gun.

As you will know if you've followed some of the more technical articles in *Atari User*, a TV set works by scanning a pinpoint of light across the screen,

Turn to Page 30 ▶

◀ From Page 29

lighting it up as it goes along. This beam starts at the top left and moves across the screen until it reaches the end – at which point it goes back to the left hand edge and starts again one line lower down. Some fiftieth of a second later this process has reached the bottom and the whole things starts again.

Because our eyes don't react fast enough, we see it as one solid image rather than a fast moving dot of light. The Atari, on the other hand, is quite fast enough to see the momentary flash of light. When the dot reaches the area of the screen you are currently pointing the gun at a small photodiode in the gun registers the pulse back to the Antic chip in the computer. Antic then does some pretty rapid calculations to work out where the dot is at that precise moment – and you have your light gun location. Light pens work in exactly the same way.

This calculation happens whenever the gun is pointed at the TV set – it is the software which decides whether you have pulled the trigger or not. The trigger status shows up very simply as a movement on one of the joystick lines. The switch used is of the normally closed variety, so the trigger pressed condition will register a value of 15 at STICK(0), with the default result being 14 – exactly the opposite to what you'd except from a joystick.

PEEKing

The horizontal position of the gun is always available by PEEKing location 564 ($234), and the vertical position is at 565 ($235). The vertical location is easiest to use – it registers 6 at the top of the screen and 123 at the bottom.

Horizontally, the gun will register between 85 and 95 at the left of the screen. This value will then increase to about 227 two-thirds of the way across at which point it will drop back to zero and start counting up again to between 20 and 30.

It's always best to work out the correct values for your own television – but you must remember to use a formula to calculate the true horizontal value. Next month I'll show you a few ideas for using the light gun in your own games programs.

So much for the hardware, but what does the Atari computer enthusiast who wants to keep up with the Joneses get for his or her money? Well, you'll get a very attractively designed package with a light gun and Missile Command built in, but no possibility for expansion of the 64k memory, or of adding any high-speed peripherals. Neither do you get any form of storage medium such as tape or disc with the package.

Alternatively you could pop down to your local branch of Dixons or Currys and buy a 65XE computer (including an XC12 tape deck, joystick, 10 games and that all important expansion connector) for £99.99. Then, if you really want one, you can pick up the light gun and the Bug Hunt game for £29.99.

If, on the other hand, you are more of a computer novice who is looking for a cheap but very sophisticated games playing console with an amazing range of superb software and the possibility of upgrading to a full computer at a later stage – you've definitely got the right machine.

MILES BETTER SOFTWARE

221 Cannock Road, Chadsmoor, Cannock, Staffs WS11 2DD. Tel: (05435) 79099

US GOLD	Cass.	Disc
Rebel Charge		22.95
Battle Cruiser		22.95
221B Baker Street		11.95
Broadsides		22.95
U.S.A.A.F.		25.95
Computer Ambush		25.95
Warship		25.95
Carrier Force		25.95
Colonial Conquest		22.95
Wizards Crown		16.95
Battle of Antitam		25.99
Kamfgruppe		25.99
Printshop		35.00
Graphics Disc I		17.00
Graphics Disc II		17.00
Platform Perfection	8.95	
Beer + Dropzone + Caverns	6.00	
Atari Aces	8.95	
Shoot 'em up	8.95	
Summer Games		10.95
Arcade Classics	7.95	
Temple of Apshai Trilogy		11.95
Raid Over Moscow	7.95	11.95
Beach Head II		11.95
Leaderboard	7.95	11.95
Super Huey	8.95	11.95
Field of Fire		11.95
Vietnam		11.95
Gauntlet	8.95	11.95
Alternate Reality II		16.95
Phantasy		16.95
Gettysburg		25.95
Panza Grenadier		22.95
War Game Construction Set		16.95
Mech Brigade		25.95
Leaderboard Tournament	4.99	6.99
Gauntlet Deeper Dungeon	4.99	6.99
War in Russia		25.95

ENGLISH SOFTWARE	Cass.	Disc
Smash Hits Vol. 5	8.95	12.95
Smash Hits Vol. 6	8.95	12.95
Smash Hits Vol. 7	8.95	12.95

*Phone for availability

ACTIVISION	Cass.	Disc
Ghostbusters	8.95	
CODE MASTERS	Cass	
BMX Simulation	1.99	
Red Max	1.99	
DOMARK	Cass	Disc
Living Daylights	8.95	12.95
Trivial Pursuit	12.95	16.95
ELECTRIC DREAMS	Cass.	Disc
Spindizzy	8.95	12.95
DIGITAL INTEGRATION	Cass.	Disc
Fighter Pilot	8.95	10.95
Tomahawk	8.95	12.95
NOVAGEN	Cass.	Disc
Mercenary	7.95	10.95
Second City	5.35	8.95
Mercenary Comp. Pack	12.95	14.95
DATABYTE	Cass.	Disc
Spy V Spy II	7.50	12.50
Graphics Art Dept		19.00
Aztec	7.95	12.95
Spy V Spy I	8.95	12.95
Boulder Dash Construction Kit	8.95	12.95
IMAGINE/OCEAN	Cass.	Disc
Arkanoid	7.95	11.95
Green Beret	7.95	
INFOCOM	Cass.	Disc
Station Fall		22.95
Hitchhikers Guide to the Galaxy		22.95
Lurking Horror		22.95

MASTERTRONIC	Cass.	Disc
On Cue	2.99	
Storm	1.99	
180	2.99	
Amaurote	2.99	
Universal Hero	1.99	
Kick Start	1.99	
Last V8	2.99	
Ninja	2.99	
S.W.A.T.	1.99	
Molecule Man	1.99	
Crystal Raiders	1.99	
Gun Law	1.99	
Mutant Camels	1.99	
Frensis	1.99	

Hovver Bovver	1.99	
RAINBIRD/FIREBIRD	Cass	Disc
Druid	8.95	12.95
Jewels of Darkness	12.95	12.95
Guild of Thieves		16.95
Silicon Dream	12.95	12.95
The Pawn		16.95
GREMLIN GRAPHICS	Cass.	Disc
Basil the Mouse Detective	8.95	12.95
Trail Blazer	7.95	11.95
Footballer of the Year	8.95	12.95
SYSTEM 3	Cass.	Disc
International Karate	5.50	10.95
SEGA	Cass.	Disc
Zaxxon + Pooyan	9.95	9.95
TYNESOFT	Cass.	Disc
Who Dares Wins II	6.95	8.95
Rally Speedway ROM only		8.95
Phantom	6.95	8.95
DATABASE	Cass.	Disc
Mini Office II		18.50
MICROPROSE	Cass.	Disc
Silent Service	8.95	10.95
F-15 Strike Eagle	8.95	10.95
Solo Flight II	8.95	10.95
Conflict in Vietnam	12.95	16.95
C.D.S. SOFTWARE	Cass.	Disc
Brian Clough's Football	12.95	16.95
Colossus Chess IV	8.95	12.95
ORIGIN	Cass.	Disc
Autodeal		17.95
Ogre		16.95
Ultima III		16.95
Ultima IV		16.95
ATARI SOFTWARE	Cass.	Disc
Millepede	–	12.95
Defender	–	9.95
Donkey Kong Jnr	–	12.95
Star Raiders II		12.95
Cartridges		
Joust		8.95
RED RAT SOFTWARE	Cass.	Disc
Little Devils	6.95	8.95
Night Mares	6.95	8.95
Compilation 1	6.95	8.95
Compilation 2	6.95	8.95
Astro Droid	6.95	8.95
Space Lobster	6.95	8.95

Sprong	6.95	8.95
Gumbles Crisis	6.95	8.95
Screaming Wings	6.95	8.95
SUBLOGIC		Disc
Flight Simulator II		39.95
San Francisco		21.95
Japan		21.95

BUDGET TITLES

	Cass.	Disc
Soccer	1.99	
Colony	1.99	
War Hawk	1.99	
Football Manager	2.99	
Master Chess	1.99	
Micro Rhythm	1.99	

HARDWARE

Sega System £95.00
Nintendo System £95.00
Atari 520ST FM £299
Epson LX800 £249.00
Ferguson CM805 Monitor/TV £209.00
XC12 cassette unit + green beret £34.00
130XE Computer pack incl. Computer XC12 software & joystick £135.00
CX77 Touch Tablet £49.00

PHONE FOR LATEST ST PRICES

For full list of ST Software see our advert in the Atari ST User

All prices are correct at time of going to press.
Access or Visa orders welcome.
Please add £1 per item for overseas orders
Please make Cheques or Postal Orders payable to:
'MILES BETTER SOFTWARE'
Phone or write for comprehensive stock list for Atari and ST software + hardware

WHILE STOCKS LAST

Picture processor

GRANVILLE DANBY provides a routine to convert picture files into 62-sector uncompressed form

MOST screen dump utilities work with 62-sector uncompressed files, and this program converts other types of picture files into this form. It's an ideal companion to the poster printer in this issue. Once converted, files will also load into the AtariArtist art package.

Type in the program and use Get it Right! to correct any typing errors. When it is first run you will be presented with a menu of the different picture formats the program can use – see Figure I. You select option four if you want to see the disc directory.

Once you have chosen a suitable format for your picture, you will be asked to enter the source filename – the one you want to convert – and the destination filename – the one you're creating – of the picture. It is important to note that if they are both the same, the original will be overwritten.

After the filename has been given, the picture will be loaded and you press S to save it as a 62-sector file.

PROGRAM BREAKDOWN

10-110	Print text
120-210	Get source picture format
220-280	Get source and destination filenames
290-460	Read in and display the picture
470-510	Save the picture out as a 62-sector file
520-600	Disc directory routine
610-650	Loop to wait for a key input
660	Machine code data for the save routine

VARIABLE

DUM	Dummy bytes to read in before picture is loaded
FN$	Source filename
SCR	Start of screen memory
FN2$	Destination filename

Graphic Art Department
Paint
Graphic 7 screen

Figure I: Picture formats that the utility can convert

```
10 REM **********************
20 REM * PICTURE CONVERTER  *
30 REM * BY GRANVILLE DANBY *
40 REM * (c) ATARI USER    *
50 REM **********************
60 DIM FN$(20),DA$(20),FN2$(20)
70 FOR X=1536 TO 1567:READ Y:POKE X,Y:
NEXT X
80 GRAPHICS 0:SETCOLOR 4,9,2:SETCOLOR
2,0,0:POKE 752,1
90 POKE 82,0
100 POSITION 11,3:? "PICTURE CONVERTER
"
110 POSITION 11,4:? "----------------
"
130 ? :? " 1. GRAPHICS ART DEPARTMENT.
"
140 ? " 2. PAINT."
150 ? " 3. GRAPHICS 7 SCREEN."
155 ? " 4. DISC DIRECTORY."
160 TRAP 530:? :?
170 ? " SELECT THE ART PACKAGE THAT TH
E"
175 ? " PICTURE HAS BEEN CREATED WITH.
":? :? :POSITION 1,16:INPUT A
180 IF A<1 OR A>4 THEN 80
190 IF A=1 THEN DUM=5
200 IF A=2 THEN DUM=16
210 IF A=3 THEN DUM=0
215 IF A=4 THEN GOTO 530
220 ? :? "PLEASE ENTER FILENAME OF SOU
RCE PICTURE e.g. D:SPACE.PIC"
230 TRAP 80
240 INPUT FN$
250 ? :? "PLEASE ENTER FILENAME OF DES
T. PICTURE  e.g. D:SPACE.MIC"
260 INPUT FN2$
270 GRAPHICS 31
280 POKE 708,10:POKE 709,6:POKE 710,0:
POKE 712,15
290 REM *** READ IN PICTURE ***
300 OPEN #1,4,0,FN$
310 IF DUM=0 THEN 330
320 FOR T=1 TO DUM:GET #1,A:NEXT T
330 SCR=PEEK(88)+256*PEEK(89)
340 TRAP 420
350 FOR X=0 TO 191 STEP 2
360 FOR Y=0 TO 39
370 GET #1,BYTE
380 POKE SCR+Y+(X*40),BYTE
390 POKE SCR+Y+(X*40)+40,BYTE
400 NEXT Y
410 NEXT X
420 SOUND 1,50,10,10
430 FOR T=1 TO 400:NEXT T
440 SOUND 1,0,0,0
450 GOSUB 620
460 IF K<>83 THEN 450
470 REM *** SAVE OUT PICTURE ***
480 OPEN #1,8,0,FN2$
490 Q=USR(1536)
500 CLOSE #1
510 RUN
520 REM *** DISK DIRECTORY ***
530 ? CHR$(125):OPEN #1,6,0,"D:*.*"
540 TRAP 560
550 INPUT #1,DA$:? DA$,:GOTO 550
560 ? :? :? :? "        PRESS  SPACE
TO CONTINUE"
570 CLOSE #1
580 GOSUB 620
590 IF K<>32 THEN 580
600 RUN
610 REM *** GET A KEY ***
620 CLOSE #1:OPEN #1,4,0,"K:"
630 GET #1,K
640 CLOSE #1
650 RETURN
660 DATA 169,11,162,16,157,66,3,165,88
,157,68,3,165,89,157,69,3,169,0,157,72
,3,169,30,157,73,3,32,86,228,104,96
```

Get it right!

10 CP1 (Y)	220 79S (G)	450 PMM (S)
20 CP2 (3)	230 PT6 (F)	460 4XX (R)
30 CP3 (X)	240 R7H (W)	470 DQV (H)
40 CP4 (4)	250 DJ9 (O)	480 5QK (4)
50 CP5 (Y)	260 RYH (K)	490 RKV (1)
60 CAY (N)	270 X4T (S)	500 LXD (K)
70 JVP (Q)	280 NKN (E)	510 DGN (1)
80 8M4 (R)	290 DYT (4)	520 D3W (A)
90 Q8E (D)	300 2NJ (K)	530 TQP (9)
100 JPX (9)	310 6A8 (S)	540 RF9 (E)
110 1W9 (M)	320 41L (1)	550 PRH (Q)
130 C38 (K)	330 ND3 (6)	560 TAT (X)
140 VM1 (V)	340 R27 (5)	570 MTD (F)
150 S01 (5)	350 7NR (Y)	580 4ON (V)
155 L1X (8)	360 TT3 (7)	590 54Y (R)
160 X6H (9)	370 T82 (K)	600 DCP (8)
170 FMW (C)	380 MAC (2)	610 CYX (1)
175 8JJ (Y)	390 W51 (K)	620 AMS (C)
180 72Z (R)	400 QG4 (W)	630 QQ1 (T)
190 D64 (O)	410 QG4 (K)	640 MFE (8)
200 CJN (G)	420 OS2 (O)	650 RTA (5)
210 CCN (1)	430 8SD (U)	660 J3G (F)
215 DHD (G)	440 PUR (D)	

SINK THAT SUB!

By NICK PEARCE

BATTLE stations!...Battle stations! Enemy submarine detected on sonar, all hands on deck...!

You are on a mission in hostile waters in command of one of Her Majesty's finest battleships – the Royal Oak. The enemy submarines are a constant threat and as you go about your task, you never have a moment's rest.

Your ship is armed with the latest depth-charges, which you can use to destroy either enemy submarines or their projectiles – the choice is yours.

At the beginning of the game you choose one of four missions: Novice, Commander, Captain or Admiral – the hardest. Points are scored for destroying enemy vessels and a bonus number of depth-charges is also given.

The subs lurk at four different depths, and the points and bonus charges obtained for destroying one depends how deep it is. They use shoals of fish to hide behind, and if one of your depth-charges hits one it will explode and the enemy will escape.

Each mission lasts five minutes and if you survive you are awarded bonus points depending upon the number of depth-charges you've got left. If at any time you are hit by an enemy missile your depth-charge count is reduced by 25 and if it drops below 25 your ship will begin to glow until the count reaches zero when it will explode and your mission ends.

You control the ship using a joystick in port one and a depth-charge is released by pressing fire.

The game features the smooth movement of up to 20 objects and over sixteen colours on screen at one time. This is accomplished by the clever use of player-missile graphics, Vertical Blank Interrupts and Display List Interrupts.

SCORE TABLE

Sub depth	Extra bombs	Points
1	2	63
2	4	127
3	6	191
4	8	255

```
1 REM SUBMARINE HUNTER
2 REM BY N.PEARCE
3 REM (c)ATARI USER
5 GOTO 7000
49 REM DISPLAY
50 N$=STR$(PEEK(PTSH)*256+PEEK(PTSL)):
M$='00000':M$(6-LEN(N$))=N$:POSITION 3
,0:? M$
70 N$=STR$(PEEK(BOMS)):M$='000':M$(4-L
EN(N$))=N$:POSITION 11,0:? M$:RETURN
99 REM MAIN LOOP
100 COUNT=FREQ
110 CLOCK=CLOCK+1:GOSUB SHOW:IF PEEK(CC
ONSOL)<>7 THEN 400
120 IF CLOCK/PIP=INT(CLOCK/PIP) THEN G
OTO INT(CLOCK/PIP)*10+800
140 IF PEEK(HIT) THEN 300
190 COUNT=COUNT-1:IF COUNT THEN 110
199 REM SUBS FIRE MISSILE
200 FOR DEPTH=D TO 8 STEP 2:M=PEEK(XPO
S+DEPTH)
210 IF M<60 OR M>185 OR NOT PEEK(XSPD
+DEPTH) THEN 280
220 FOR I=0 TO 7:IF PEEK(MS+I) THEN NE
XT I:GOTO 280
230 POP :SOUND 3,1,2,5
240 POKE MX+I,PEEK(XPOS+DEPTH)+(PEEK(S
HAP+DEPTH)=208)*15
250 POKE MY+I,PEEK(YPOS+DEPTH):POKE MS
+I,S(DEPTH):SOUND 3,0,0,0
280 GOSUB SHOW:NEXT DEPTH:GOTO 100
299 REM SHIP HIT
300 SOUND 3,20,0,15:M=PEEK(COL+4):N=PE
EK(BACK):GOSUB SHOW
320 FOR I=0 TO 5:POKE COL+4,RND(0)*255
330 IF NOT PEEK(BOMS) THEN POKE TIME,
55
340 POKE BACK,RND(0)*255:NEXT I:GOSUB
SHOW
360 POKE COL+4,M:POKE BACK,N:SOUND 3,0
,0,0
380 IF PEEK(BOMS) THEN POKE HIT,0:GOTO
 190
390 FOR I=0 TO 200:NEXT I
399 REM GAME OVER
400 POKE HIT,1:POKE SHAP,0:GOSUB BUZZ:
J=PEEK(PTSH)*256+PEEK(PTSL)+EXTRA
410 I=INT(J/256):POKE PTSL,J-256*I:POK
E PTSH,I:GOSUB SHOW
420 IF J>HI THEN HI=J:GOSUB SHOWHI
430 IF NOT EXTRA THEN Z=199:GOSUB PEN
:? 'GAME  OVER':FOR I=0 TO 900:NEXT I:
GOTO 500
440 Z=170:GOSUB PEN:? 'MISSION ACCOMPL
ISHED'
450 Z=219:GOSUB PEN:? EXTRA;' BONUS P
OINTS'
460 FOR I=0 TO 36:SOUND 3,45,10,4:FOR
J=0 TO 45:NEXT J
470 SOUND 3,50,10,4:FOR J=0 TO 35:NEXT
 J:NEXT I:SOUND 3,0,0,0
499 REM DISPLAY OPTIONS
500 GOSUB ERASE:GOSUB SHOW:GOSUB SHOWH
I
510 POKE SHAPAGE,MYTOP+17
530 Z=52:GOSUB PEN:? 'submarine hunter
'
540 Z=124:GOSUB PEN:? 'RESET to finish
'
550 Z=196:GOSUB PEN:? 'SELECT':GOSUB L
EVEL
560 Z=412:GOSUB PEN:? "START for game"
599 REM READ CONSOLE KEYS
600 K=PEEK(CONSOL):IF K=7 THEN 600
620 POKE 77,0:GOSUB BUZZ:IF K<>SELECT
THEN 680
650 DIFF=DIFF+1:IF DIFF=4 THEN DIFF=0
660 GOSUB LEVEL
680 IF K<>START THEN 600
699 REM BEGIN THE GAME
700 GOSUB ERASE:POKE SHAPAGE,MYTOP
710 POKE SHAP,56:POKE XPOS,124:POKE HI
T,0
720 POKE PTSL,0:POKE PTSH,0:FREQ=999:E
XTRA=0
740 GOSUB SHOW:GOSUB SHOWHI:GOTO 100
799 REM DIFFICULTY LEVEL
810 D=6:FOR I=2 TO 8 STEP 2:S(I)=3:NEX
T I:FREQ=10:GOTO 100
820 D=4:GOTO 110
830 FREQ=9:GOTO 110
840 FREQ=8:GOTO 110
850 FREQ=7:GOTO 110
860 D=2:GOTO 110
870 S(8)=4:GOTO 110
880 S(6)=4:GOTO 110
890 S(4)=4:GOTO 110
900 FREQ=6:GOTO 110
910 GOTO 110
920 FREQ=5:GOTO 110
930 GOTO 110
940 FREQ=4:GOTO 110
950 GOTO 110
960 FREQ=3:GOTO 110
970 GOTO 110
980 IF NOT DIFF THEN 1110
990 FREQ=2:GOTO 110
1000 GOTO 110
1010 FREQ=1:GOTO 110
1020 IF DIFF=1 THEN 1110
1030 S(8)=5:GOTO 110
1040 GOTO 110
1050 GOTO 110
1060 IF DIFF=2 THEN 1110
1070 S(2)=4:GOTO 110
1080 GOTO 110
1090 S(6)=5:GOTO 110
1100 S(4)=5:GOTO 110
1110 EXTRA=PEEK(BOMS)*15*(DIFF+1):GOTO
 400
1999 REM SHOW HIGH SCORE
2000 N$=STR$(HI):M$='00000':M$(6-LEN(N
$))=N$:POSITION 17,0:? M$:RETURN
2499 REM ERASE
2500 FOR Z=44 TO 424 STEP 20:GOSUB PEN
:? B$:NEXT Z
2899 REM ORIG
2900 Z=552
2999 REM PEN
3000 I=SCR+Z:J=INT(I/256):POKE 88,I-25
6*J:POKE 89,J:POSITION 0,0:RETURN
4199 REM LEVEL OF GAME
4200 Z=204:GOSUB PEN:IF DIFF THEN ? "n
ovice":GOTO 4220
4210 ? "NOVICE":POKE BOMS,120:PIP=80:C
LOCK=0:POKE BEAT,1
4220 Z=251:GOSUB PEN:IF DIFF<>1 THEN ?
 "commander":GOTO 4240
4230 ? "COMMANDER":POKE BOMS,100:PIP=5
3:CLOCK=10:POKE BEAT,3
```

Turn to Page 35 ▶

NEW LOW PRICES!

5.25" BULK PACKED – TOP QUALITY	10	25	50	100	150	250
Single Sided 48T.P.I.	£5.49	£10.50	£18.50	£32.50	£41.50	£60.50
Single Sided 96T.P.I	£5.95	£10.75	£19.00	£33.50	£43.00	£63.00
Double Sided 48T.P.I.	£5.95	£11.00	£19.50	£34.50	£45.00	£66.00
Double Sided 96T.P.I.	£6.95	£11.50	£20.50	£36.00	£46.50	£69.50
Double Sided Coloured 96T.P.I.	£7.95	£13.75	£25.75	£48.50	£67.50	£99.75
Double Sided Reversible 96T.P.I	£7.95	£15.00	£28.50	£50.50	£65.50	£102.50
Coloured & Reversible 48T.P.I.	£8.95	£17.25	£32.75	£63.25	£86.25	£129.75
Coloured & Reversible 96T.P.I.	£9.95	£18.75	£34.50	£65.50	£94.75	£143.75

Packs of 10 5.25" Disks come with Free Plastic Library Case (worth £1.49!)
Coloured Disks come in five colours (Red, Blue, White, Yellow, Green)
Reversible disks have two index holes and two notches!

Coloured and reversible disks come in five colours and have two holes and notches
All Centec disks are packed with a protective jacket (envelope) and come with a full user set, including a label and a write protect tab. The disks are manufactured to top international standards and have a hub ring for added protection. All disks carry our no quibble replacement guarantee and are certified 100% error free

Storage Boxes

3.00" Lockable–Holds 25	£7.49
3.00" Lockable–Holds 60	£8.49
3.50" Lockable–Holds 40	£7.49
3.50" Lockable–Holds 80	£8.49
5.25" Lockable–Holds 50	£7.49
5.25" Lockable–Holds 100	£8.49
5.25" Lockable–Holds 120	£10.95

Disk Notcher	£3.49
ST Printer Cable	£8.49

Printer Stand

This new professional printer stand takes hardly more space than your printer. Due to the positioning of the paper feed and re-fold compartments i.e. one above the other, the desk space required for your printer functions is effectively halved. Additional facilities include: Easy access to paper from both sides, used with both top and bottom feed paper and with its dial controlled paper feed system with adjustable deflector plates it ensures smooth paper flow and automatic refolding.

80 Col	£29.95
132 Col	£34.95

MONITORS

CM8852 – 14" RGB professional medium resolution colour monitor

- Atari compatible
- Black matrix 0.39mm dotted picture tube.
- Resolution: horizontal 700 dots x 285 lines vertical

£299.95

Free cable and delivery

CM8833 – 14" CVBS & RGB medium resolution colour monitor

- Atari compatible
- Fastblanking to enable superimposing.
- Stereo audio
- Earphone socket
- Resolution: horizontal 600 dots x 285 lines vertical

£269.95

Free cable and delivery

ALL MONITORS ARE DELIVERED FREE BY CARRIER

3.5" TOP QUALITY BULK PACKED DISKS

	10	25	50	100	150	250
Single Sided 135T.P.I.	£12.49	£23.95	£46.95	£81.95	£128.95	£168.95
Double Sided 135T.P.I.	£14.49	£26.95	£52.95	£98.95	£145.95	£189.95

Rainbow Pack of five colours – New product!

Single Sided 135T.P.I.	£17.95	£35.95	£62.95	£119.95	£169.95	£219.95
Single Sided 135T.P.I	£19.95	£39.95	£75.95	£145.95	£214.95	£279.95

Packs of 10 3.5" Disks come with Free Plastic Library Case (worth £1.49!)
All discs are supplied with labels and are certified 100% error free

CENTEC ELECTRONIC SYSTEMS LTD

UNIT 3, THE METRO CENTRE,
BRIDGE ROAD, ORPINGTON,
KENT BR5 2BE

VISA

TEL: (0689) 35353 (6Lines) (24 Hours)

Remember – all prices include VAT and delivery!
There are no hidden extras to pay!

ATARI HARDWARE-GAMES-UTILITIES AT DISCOUNT PRICES

Title	Cassette	Disk
Arkanoid	7.50	10.95
221B Baker Street	–	11.95
Atari Aces	8.50	–
Battalion Commander	8.00	11.95
Broadsides	–	22.95
Colossus Chess 4.0	8.00	11.95
Fighter Pilot	8.50	10.95
Flight Simulator II	–	37.95
Gauntlet	8.00	12.50
Gettysburg	–	25.95
Green Beret	7.50	–
Hardball	8.95	11.95
Jewels of Darkness	12.50	12.50
Kennedy Approach	8.00	12.50
Leaderboard	7.95	11.95
Leaderboard Tourn	4.95	6.95
Living Daylights	8.00	10.95
Mech Brigade	–	24.00
Mindwheel	–	20.00

Title	Cassette	Disk
Mini Office II	–	15.95
Moonmist	–	20.00
Panzer Grenadier	–	21.95
Pawn	–	15.95
Platform Perfection	8.95	–
Silent Service	8.00	11.95
Spindizzy	8.00	12.50
Spitfire 40	8.50	10.95
Summer Games	–	12.95
Tomahawk	8.00	12.50
Trivial Pursuits	12.50	15.95
U.S.A.A.F.	–	24.95
Ultima III	–	17.95
War in Russia	–	24.00
Wargame Construc. Set	–	17.95
Warship	–	24.00
Winter Olympics	6.95	8.50
Music Construction Set	–	12.95
Vietnam	8.95	12.95

(Many more titles available – phone for prices)

AVAILABLE NOW! 65XE Computer Games Systems – 130XE Starter Packs – full range of XL/XE Peripherals – Phone for Prices!

CONSIDERING UPGRADING TO AN ST? All ST models (including discounted packs) + full range of ST Software available – many discounts – Phone for Latest Prices

PROGRAMMERS UTILITY PACK	– helps you design and create games ..... £22.95 (Disk)
DISK-TO-DISK UTILITY	– disk backup system (incl. Bad Sectors) ..... £9.95 (Disk)
TURBOCHARGER XL/XE	– tape backup + increases loading speeds £7.95 (Cas)
THE ALCHEMIST	– automatic tape to disk transfer system ... £19.95 (Disk)
ACTION (OSS)	– superfast high-level language ..... £64.95 (ROM)
BASIC XE (OSS)	– extremely fast & powerful Basic ..... £64.95 (ROM)
BASIC XL (OSS)	– as above but for the XL machine ..... £54.95 (ROM)
MAC/65 (OSS)	– the ultimate macro assembler ..... £64.95 (ROM)

All above software is for the XL/XE machines – all genuine, original, brand new titles – FREE U.K. postage – overseas please add £2 to total order. Discount ST software also available – Phone for prices. Mail Order Only – Subject to availability. Cheques or P.O.'s payable to:

J. R. DAVIS
(Dept AU), 10 Ingram Avenue, Holmer, Hereford HR4 9RD.
Tel: (0432) 50836

STACK COMPUTER PRODUCTS

CENTRONICS PRINTER INTERFACE 400, 800, XL, XE (Any 8 Bit Atari)

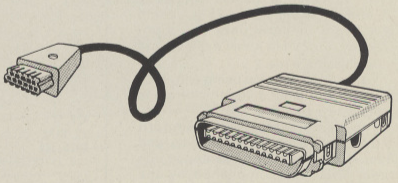

TYPE 72000

- ANY CENTRONICS PRINTER
- NO SOFTWARE NEEDED
- ALL CABLES SUPPLIED
- EASY TO USE – JUST PLUG IN AND GO
- TRANSPARENT & CONVERSION FEATURES INCLUDED
- FULL YEARS WARRANTY

£39.95

Offer price ends 1st March 1988

FREE 40 PAGE CATALOGUE ON REQUEST OR WITH ORDER

MEEDMORE LIMITED
28 Farriers Way, Netherton
Merseyside L30 4XL
Tel: 051-521 2202

VISA

◀ From Page 33

```
4240 Z=300:GOSUB PEN:IF DIFF<>2 THEN ?
 "captain":GOTO 4260
4250 ? "CAPTAIN":POKE BOMS,80:PIP=36:C
LOCK=20:POKE BEAT,7
4260 Z=348:GOSUB PEN:IF DIFF<>3 THEN ?
 "admiral":GOTO 4280
4270 ? "ADMIRAL":POKE BOMS,60:PIP=26:C
LOCK=25:POKE BEAT,15
4280 GOSUB ORIG:GOTO SHOW
4999 REM BUZZ
5000 SOUND 3,100,10,8:FOR T=0 TO 9:NEX
T T:SOUND 3,0,0,0:RETURN
6999 REM SETUP ROUTINE
7000 MYTOP=PEEK(106)-24:POKE 106,MYTOP
7010 SDMCTL=559:PCOLR=704:COL=708:SIZE
P=53256:SIZEM=53260
7020 GRACTL=53277:CONSOL=53279:AUDCTL=
53768:SKCTL=53775:PMBAS=54279
7030 SHAPAGE=206:MLOW=207:MHIGH=208:PC
=1559
7040 PX=1562:MX=1565:PY=1573:MY=1576:P
S=1584:MS=1587
7050 COLR=1600:XPOS=1610:YPOS=1620:SHA
P=1630:XSPD=1640
7060 BACK=1650:TIME=1670:HIT=1661:XX=1
690:YY=1695
7070 BOMS=1669:BEAT=1737:PTSL=1738:PTS
H=1739:SELECT=5:START=6
7090 SHOW=50:SHOWH1=2000:ERASE=2500:OR
IG=2900:PEN=3000:LEVEL=4200:BUZZ=5000
7300 DIM M$(5),N$(5),S(8),B$(40):B$(1)
=" ":B$(20)=" ":B$(2)=B$
7399 REM COUNTDOWN TIMER
7400 DIM TM$(68):FOR I=1 TO 68:READ J:
TM$(I)=CHR$(J):NEXT I:K=ADR(TM$)
7410 TIMER=K+43:I=INT(K/256):TM$(61,61
)=CHR$(I):TM$(63,63)=CHR$(K-I*256)
7440 DATA 198,203,208,36,165,204,133,2
03,160,32,177,88,201,144,240,7,170
7450 DATA 202,138,145,88,48,17,136,177
,88,201,144,240,10,170,202,138,145
7460 DATA 88,200,169,153,145,88,76,98,
228,104,104,104,133,204,133,203,160
7470 DATA 32,169,153,145,88,136,145,88
,162,6,160,0,169,7,76,92,228
7499 REM INSTRUCTIONS
7500 GRAPHICS 0:POKE 82,1:POKE 752,1
7520 SETCOLOR 1,0,10:SETCOLOR 2,9,2:SE
TCOLOR 4,9,2
7540 ? :? " SUBMARINE HUNTER by N.Pear
ce,(c)1988 ":?
7600 ? "Enemy subs protected by shoals
 of fish"
7610 ? "pass underwater  at 4 differen
t depths"
7620 ? "firing missiles to the surface
"
7630 ? "You command a warship armed wi
th bombs"
7640 ? "(used for both attack and defe
nce). 25"
7650 ? "bombs are lost every time your
 ship is"
7660 ? "hit & you are destroyed if you
 run out"
7670 ? "of bombs."
7680 ? "There are 4 missions:Novice,Co
mmander,"
7690 ? "Captain & Admiral (hardest). B
ombs are"
7700 ? "deducted and  points  gained a
t a rate"
7710 ? "depending  on the mission.  Ga
in extra"
7720 ? "bombs and points by destroying
 subs:-"
7730 ? "    DEPTH 1 = BOMBS 2 + POINTS
 63"
7740 ? "                2 =       4
 127"
7750 ? "                3 =       6
 191"
7760 ? "  deepest 4 =                8
 255"
7770 ? "A mission lasts  5 minutes  an
d if you"
7780 ? "survive you get bonus points!"
7790 ? "Use  Joystick  1 to move your
 ship and"
7800 ? "press the trigger to release b
ombs.";
7900 GOSUB BUZZ:POSITION 24,0:? " WAIT
                ";:X=USR(TIMER,32)
7999 REM MACHINE CODE ROUTINE
8000 DIM FILL$(17),COPY$(23),VBIONS$(10
),VBIOFF$(10),DLION$(45)
8020 FOR I=1 TO 17:READ J:FILL$(I)=CHR
$(J):NEXT I
8030 DATA 104,104,104,133,208,160,0,13
2,207,104,104,145,207,200,208,251,96
8040 FOR I=1 TO 23:READ J:COPY$(I)=CHR
$(J):NEXT I
8050 DATA 104,104,104,133,206,104,104,
133,208,160,0,132,205,132,207,177,205,
145,207,200,208,249,96
8060 FOR I=1 TO 10:READ J:VBIONS$(I)=CH
R$(J):NEXT I:VBION$(3,3)=CHR$(MYTOP+4)
8070 DATA 104,162,0,160,0,169,7,76,92,
228
8080 FOR I=1 TO 10:READ J:VBIOFF$(I)=C
HR$(J):NEXT I
8090 DATA 104,162,228,160,98,169,7,76,
92,228
8100 FOR I=1 TO 45:READ J:DLION$(I)=CH
R$(J):NEXT I
8110 DATA 104,173,11,212,201,122,208,2
49,169,0,141,47,2,141,124,6
8120 DATA 169,164,141,48,2,169,204,141
,0,2,169,6,141,49,2,141
8130 DATA 1,2,169,63,141,47,2,169,192,
141,14,212,96
8299 REM PAGE 6
8300 X=USR(ADR(FILL$),6,0)
8320 FOR I=1536 TO 1543:READ J:POKE I,
J:NEXT I
8330 DATA 3,12,48,192,252,243,207,63
8340 FOR I=0 TO 3:POKE 1544+I,MYTOP+20
+I:NEXT I
8360 FOR I=0 TO 4:READ J,K:POKE XX+I,J
:POKE YY+I,K:NEXT I
8370 DATA 14,7,13,2,10,254,7,252,2,255
8399 REM DISPLAY LIST
8400 FOR I=1700 TO 1731:READ J:POKE I,
J:NEXT I
8410 POKE 1705,MYTOP+12:SCR=(MYTOP+12)
*256
8420 DATA 112,240,112,198,0,0,6,6,6,6,
6,134,6,134,6,134,6,134,6,134,6,
134,6,6,134,6,6,65,164,6
8499 REM DLI
8500 FOR I=1740 TO 1788:READ J:POKE I,
J:NEXT I
8510 DATA 72,138,72,152,72,174,124,6,1
88,74,6,189,114,6,69,79,37,78,141,10,2
12
8520 DATA 141,26,208,140,3,208,189,64,
6,141,21,208
8530 DATA 232,224,10,208,2,162,0,142,1
24,6,104,168,104,170,104,64
8540 FOR I=0 TO 9:READ J,K:POKE YPOS+I
,J:POKE BACK+I,K:NEXT I
8550 DATA 32,58,76,116,90,114,108,114,
124,114,140,114,156,112,172,112,188,11
2,208,20
8599 REM TOP OF MEMORY
8600 FOR I=12 TO 23:X=USR(ADR(FILL$),M
YTOP+1,0):NEXT I
8699 REM CHARACTER SET
8700 FOR I=0 TO 1:X=USR(ADR(COPY$),224
+I,MYTOP+I):NEXT I
8710 K=MYTOP*256
8720 FOR I=K+8 TO K+127:READ J:POKE I,
J:NEXT I
8730 FOR I=K+208 TO K+223:READ J:POKE
I,J:NEXT I
8800 DATA 0,0,0,0,0,8,64,2,0,0,0,0,8,6
5,20,2
8810 DATA 32,0,18,72,33,20,2,72,0,8,82
,1,108,150,9,80
8820 DATA 136,82,59,46,220,59,74,17,13
6,219,127,62,255,254,91,17
8830 DATA 20,54,28,60,255,255,126,60,0
,0,40,56,16,0,0,0
8840 DATA 0,32,132,0,16,66,8,0,0,128,2
24,248,252,252,254,255
8850 DATA 0,1,3,31,63,127,255,255,0,0,
131,207,255,255,255,255
8860 DATA 62,255,255,255,255,255,255,2
55,0,0,225,241,251,255,255,255
8870 DATA 6,143,223,255,255,255,255,25
5,8,24,24,24,255,125,255,126
8880 DATA 16,24,24,24,255,190,255,126
8899 REM VBI
8900 K=K+1024
8920 FOR I=K TO K+1100:READ J:POKE I,J
:NEXT I
8950 X=USR(ADR(VBIOFF$))
8999 REM START
9000 POKE COL,26:POKE COL+1,166:POKE C
OL+2,20:POKE COL+3,122:POKE COL+4,56
9010 POKE PMBAS,MYTOP+16:POKE SIZEP+3,
1:POKE SIZEM,0:POKE 623,17
9020 POKE MLOW,0:POKE MHIGH,MYTOP+19:P
OKE SDMCTL,0:POKE GRACTL,3
9030 POKE 756,MYTOP:POKE SHAPAGE,MYTOP
+17:POKE AUDCTL,0:POKE SKCTL,3
9050 FOR I=SCR TO SCR+4:POKE I,INT(RND
(0)*4)+76:NEXT I:POKE SCR+5,74
9060 FOR I=SCR+20 TO SCR+23:POKE I,INT
(RND(0)*4)+76:NEXT I:POKE SCR+19,75
9070 FOR I=SCR+504 TO SCR+527:POKE I,I
NT(RND(0)*4)+140:NEXT I
9080 Z=532:GOSUB PEN:? "PNTS  BOMBS  H
IGH";
9090 X=USR(ADR(VBIONS$)):X=USR(ADR(DLIO
N$)):GOTO 500
9199 REM VBI DATA
9200 DATA 216,173,84,6,24,105,8,133,20
4,162,3,188,8,208,152,41
9210 DATA 4,208,10,152,41,2,208,5,152,
41,1,240,54,74,168,185
9220 DATA 59,6,208,47,185,37,6,197,204
,144,40,169,27,153,59,6
9230 DATA 152,10,168,169,8,153,0,210,1
53,1,210,165,20,41,1,208
9240 DATA 10,169,0,157,44,6,157,55,6,2
40,8,169,0,157,40,6
9250 DATA 157,51,6,202,16,181,173,74,6
,24,105,3,133,209,105,9
9260 DATA 133,203,162,7,189,40,6,205,8
4,6,144,39,197,204,176,43
9270 DATA 189,29,6,197,209,144,36,197,
203,176,32,173,125,6,208,19
9280 DATA 238,125,6,173,133,6,56,233,2
5,141,133,6,176,5,169,0
```

This is one of hundreds of programs now available FREE for downloading on MicroLink

Turn to Page 36 ▶

◀ From Page 35

```
9290 DATA 141,133,6,169,0,157,40,6,157
,51,6,202,16,198,162,8
9300 DATA 189,94,6,240,11,189,74,6,201
,14,144,4,201,238,144,56
9310 DATA 173,10,210,41,15,133,209,173
,10,210,16,7,24,41,1,105
9320 DATA 1,208,2,9,254,157,104,6,48,6
,160,14,169,208,208,4
9330 DATA 160,222,169,216,157,94,6,152
,24,101,209,157,74,6,173,10
9340 DATA 210,41,240,105,8,157,144,6,2
02,208,2,208,179,189,94,6
9350 DATA 240,11,189,74,6,201,18,144,4
,201,234,144,61,173,10,210
9360 DATA 41,15,133,209,173,10,210,41,
7,201,7,240,8,201,3,208
9370 DATA 6,169,0,208,2,169,6,24,105,2
53,157,104,6,48,4,169
9380 DATA 18,208,2,169,218,24,101,209,
157,74,6,169,72,157,94,6
9390 DATA 173,10,210,41,240,105,6,157,
144,6,202,208,174,173,133,6
9400 DATA 201,26,176,9,238,144,6,238,1
44,6,24,144,5,169,48,141
9410 DATA 144,6,169,0,141,104,6,173,13
3,6,208,5,169,1,141,125
9420 DATA 6,173,125,6,240,9,173,10,210
,141,144,6,24,144,79,165
9430 DATA 20,45,201,6,240,11,238,202,6
,208,6,238,203,6,206,133
9440 DATA 6,172,120,2,192,15,240,44,16
9,0,133,77,152,41,8,208
9450 DATA 15,173,74,6,201,180,176,8,23
8,104,6,169,0,141,131,6
9460 DATA 152,41,4,208,15,173,74,6,201
,68,144,8,206,104,6,169
9470 DATA 11,141,131,6,173,126,6,208,9
2,173,132,2,240,3,24,144
9480 DATA 79,162,2,189,23,6,208,67,189
,59,6,208,62,173,131,6
9490 DATA 141,132,6,24,109,74,6,141,12
8,6,173,84,6,141,129,6
9500 DATA 169,64,157,23,6,169,0,157,48
,6,133,77,169,48,157,192
9510 DATA 2,142,130,6,206,133,6,138,10
,168,169,36,153,1,210,169
9520 DATA 3,153,0,210,169,19,141,126,6
,208,10,202,16,181,48,78
9530 DATA 173,126,6,240,73,174,130,6,1
73,126,6,74,74,168,185,154
9540 DATA 6,133,209,173,132,6,208,7,56
,169,0,229,209,133,209,24
9550 DATA 165,209,109,128,6,157,26,6,2
4,185,159,6,109,129,6,157
9560 DATA 37,6,206,126,6,208,23,169,64
,157,23,6,169,149,140,157,192
9570 DATA 2,169,1,157,48,6,138,10,168,
169,163,153,1,210,173,11
9580 DATA 6,133,204,162,8,189,84,6,133
,203,189,94,6,133,205,160
9590 DATA 7,177,205,145,203,136,16,249
,189,134,6,240,17,222,134,6
9600 DATA 189,134,6,74,74,74,10,10,10,
157,94,6,16,22,189,144
9610 DATA 6,157,64,6,165,20,41,1,208,1
0,24,189,74,6,125,104
9620 DATA 6,157,74,6,202,16,190,169,0,
133,204,162,2,169,5,133
9630 DATA 203,189,59,6,208,7,189,4,208
,41,4,208,65,189,12,208
9640 DATA 41,8,240,81,24,189,37,6,105,
4,133,209,160,8,185,84
9650 DATA 6,177,205,176,61,185,134,6,2
08,59,24,185,144,6,105,6
9660 DATA 153,64,6,189,23,6,201,64,208
,43,152,41,1,208,10,132
9670 DATA 204,169,14,133,203,169,55,20
8,2,169,39,153,134,6,169,27
9680 DATA 157,59,6,138,10,168,169,34,1
53,0,210,165,203,153,1,210
9690 DATA 208,3,136,208,185,202,16,149
,173,125,6,208,35,165,204,240
9700 DATA 31,24,109,133,6,144,2,169,25
5,141,133,6,164,204,152,10
9710 DATA 10,10,10,10,168,136,152,24,1
09,202,6,144,3,238,203,6
9720 DATA 162,2,189,8,6,133,204,189,12
,6,133,203,160,7,169,0
9730 DATA 145,203,136,16,251,189,37,6,
157,12,6,133,203,189,23,6
9740 DATA 133,205,160,7,177,205,145,20
3,136,16,249,138,10,168,189,26
9750 DATA 6,157,0,208,189,59,6,240,35,
222,59,6,208,10,169,0
9760 DATA 153,1,210,157,23,6,240,34,18
9,59,6,74,74,10,10,10
9770 DATA 157,23,6,173,10,210,157,192,
2,24,144,14,24,189,37,6
9780 DATA 125,48,6,157,37,6,74,153,0,2
10,202,16,149,165,20,41
9790 DATA 1,208,75,162,3,134,203,189,4
,6,133,209,188,19,6,162
9800 DATA 2,165,209,49,207,145,207,200
,202,16,246,166,203,189,44,6
9810 DATA 157,19,6,189,0,6,133,209,188
,15,6,162,2,165,209,17
9820 DATA 207,145,207,200,202,16,246,1
66,203,189,29,6,157,4,208,56
9830 DATA 189,40,6,253,51,6,157,40,6,2
02,16,185,48,73,162,3
9840 DATA 134,203,189,4,6,133,209,188,
15,6,162,2,165,209,49,207
9850 DATA 145,207,200,202,16,246,166,2
03,189,40,6,157,15,6,189,0
9860 DATA 6,133,209,188,19,6,162,2,165
,209,17,207,145,207,200,202
9870 DATA 16,246,166,203,189,33,6,157,
4,208,56,189,44,6,253,55
9880 DATA 6,157,44,6,202,16,185,141,30
,208,76,98,228
```

Get it right!

LINE CHSUM	LINE CHSUM	LINE CHSUM
1 CAJ (W)	599 EJW (P)	2499 E9P (S)
2 CAK (3)	600 VVD (5)	2500 Y7Q (3)
3 CAL (V)	620 WCQ (Q)	2899 ESP (1)
5 P5C (M)	650 A4G (6)	2900 LHN (7)
49 DT4 (A)	660 T5F (W)	2999 EWP (5)
50 VME (K)	680 GPV (X)	3000 HKH (Q)
70 9WP (C)	699 EJX (J)	4199 DWR (Q)
99 DT9 (R)	700 694 (4)	4200 9VM (U)
100 VJN (J)	710 LPN (1)	4210 97G (V)
110 LCG (D)	720 U8D (4)	4220 2J8 (3)
120 VW7 (5)	740 A97 (6)	4230 5XL (4)
140 H7V (M)	799 EJY (B)	4240 1V5 (C)
190 7YN (4)	810 EMV (J)	4250 GHG (P)
199 EJS (D)	820 XY0 (2)	4260 31N (F)
200 UKJ (G)	830 51R (3)	4270 P7Y (3)
210 9LQ (J)	840 51R (1)	4280 66G (T)
220 93C (Q)	850 51R (4)	4999 EWR (X)
230 D7X (K)	860 YGG (E)	5000 J98 (P)
240 EQR (P)	870 4NM (G)	6999 EWT (H)
250 15A (L)	880 4SD (K)	7000 HC3 (W)
280 4V5 (F)	890 4W4 (7)	7010 GUU (L)
299 EJT (5)	900 49S (1)	7020 6QR (6)
300 843 (T)	910 Q3G (U)	7030 QWN (3)
320 47P (X)	920 4ES (W)	7040 VRJ (F)
330 MAY (P)	930 QCG (6)	7050 C2R (L)
340 S9C (K)	940 4JS (3)	7060 07J (K)
360 NFT (J)	950 QLG (U)	7070 OCL (7)
380 KJN (Y)	960 4NS (V)	7090 LOK (D)
390 9FJ (A)	970 QUG (5)	7300 2U3 (H)
399 EJU (O)	980 R5A (Q)	7399 E5U (K)
400 CPL (F)	990 4WS (Q)	7400 5HM (W)
410 MN7 (K)	1000 NGV (G)	7410 2W4 (6)
420 A2N (5)	1010 5LT (8)	7440 EA2 (T)
430 SVR (G)	1020 EFS (K)	7450 DE1 (M)
440 27O (H)	1030 5UR (Q)	7460 DO3 (S)
450 3T6 (A)	1040 NQV (F)	7470 A25 (Y)
460 6RO (R)	1050 NSV (Q)	7499 E9U (X)
470 LED (W)	1060 EQ1 (M)	7500 CK9 (T)
499 EJV (H)	1070 61D (4)	7520 48N (M)
500 LHC (1)	1080 NYV (X)	7540 5PJ (2)
510 LLK (F)	1090 67M (5)	7600 2FH (3)
530 5XO (P)	1100 5SH (R)	7610 C8V (Q)
540 UJ4 (J)	1110 L8R (K)	7620 LRL (W)
550 W3P (T)	1999 EWN (L)	7630 8VH (4)
560 RHL (T)	2000 EFT (W)	7640 F18 (M)

7650 VE3 (8)	8600 8WJ (A)	9400 1JJ (Q)
7660 V69 (R)	8699 EJV (5)	9410 071 (K)
7670 6AP (N)	8700 FQ7 (M)	9420 05N (H)
7680 VRQ (7)	8710 OC7 (A)	9430 YW4 (O)
7690 DDY (A)	8720 V8T (F)	9440 XKS (N)
7700 1WT (6)	8730 455 (A)	9450 XW4 (3)
7710 A63 (H)	8800 4F3 (W)	9460 XTG (T)
7720 2VO (1)	8810 LJU (O)	9470 OJ6 (D)
7730 C2R (H)	8820 232 (2)	9480 XV9 (6)
7740 QPG (Y)	8830 LCO (W)	9490 OFL (W)
7750 Q3X (R)	8840 OLD (P)	9500 26J (M)
7760 ODT (X)	8850 VXC (J)	9510 YV4 (O)
7770 8L2 (E)	8860 ER7 (9)	9520 YNN (L)
7780 QKM (1)	8870 935 (6)	9530 01H (A)
7790 CO2 (G)	8880 TSW (O)	9540 1H5 (6)
7800 P9J (X)	8899 ESV (8)	9550 YSW (8)
7900 JY8 (W)	8900 RP5 (6)	9560 4A8 (T)
7999 EWU (T)	8920 TA2 (X)	9570 Y34 (4)
8000 D4Q (S)	8950 HDW (3)	9580 058 (P)
8020 NSL (S)	8999 EWV (C)	9590 249 (E)
8030 HSK (J)	9000 4SA (2)	9600 WGA (K)
8040 NKV (S)	9010 XTS (Q)	9610 WGE (H)
8050 MFX (P)	9020 RU1 (M)	9620 Y7A (P)
8060 JV3 (E)	9030 LJR (4)	9630 YKO (M)
8070 TJF (1)	9050 859 (K)	9640 YEU (V)
8080 XOG (E)	9060 7CL (3)	9650 1PE (S)
8090 6PS (N)	9070 NW1 (8)	9660 XPF (J)
8100 3SK (6)	9080 R9L (F)	9670 10K (U)
8110 YKJ (C)	9090 52H (V)	9680 YWV (N)
8120 X5L (Y)	9199 DWW (J)	9690 E05 (W)
8130 HUX (A)	9200 YJ2 (M)	9700 079 (9)
8299 E1V (7)	9210 VRE (M)	9710 XH3 (C)
8300 L8X (Y)	9220 OVC (M)	9720 2QU (A)
8320 XH7 (A)	9230 09V (3)	9730 ORQ (U)
8330 RP8 (N)	9240 M4Q (M)	9740 DLJ (4)
8340 XYD (4)	9250 XRY (F)	9750 VCK (1)
8360 LGF (7)	9260 1EP (E)	9760 XNP (K)
8370 TN7 (U)	9270 1LD (S)	9770 YNW (J)
8399 E5V (P)	9280 OGR (J)	9780 OE5 (8)
8400 XH7 (H)	9290 XC7 (J)	9790 17S (V)
8410 K3E (6)	9300 YUT (K)	9800 7EN (A)
8420 R5S (X)	9310 07C (6)	9810 YFK (A)
8499 E9V (H)	9320 UKO (S)	9820 6MC (6)
8500 XQC (A)	9330 XVY (6)	9830 WX7 (K)
8510 U32 (6)	9340 2PX (7)	9840 OTM (E)
8520 H1H (R)	9350 YK1 (K)	9850 OLS (N)
8530 002 (R)	9360 Y12 (G)	9860 1GJ (K)
8540 7S6 (3)	9370 YTA (4)	9870 2RO (D)
8550 XXP (M)	9380 ONP (L)	9880 N67 (H)
8599 EEV (T)	9390 OPC (O)	

Spoiled for choice?

Steve Gold explains what to look for when buying your first quality modem

WHEN I bought my first modem – way back in 1983 – my choice was fairly limited, mostly in terms of price. In 1983 the modem market for Atari computers was split into the sub-£100 bracket for acoustic 300/300 and 1200/75 baud modems, while you had to look at spending £300 or more even for a simple direct-connect no frills model.

Today the situation is very different. Modems are even being given away by some online services in a bid to get subscribers to sign on the dotted line for a year or more.

So what criteria should the beginner apply when he sets out to choose a modem?

To my mind (and I would stress this is a personal opinion only – based on several year's usage), the key factors to be borne in mind when choosing a modem are – in no particular order – price, Hayes compatibility, ease of use, and reliability of construction.

As with most things, price is a major factor in the modem market. Ignoring the freebie modems (which are generally costed in with your first year's subscription to the service offering it), the cheapest modems on the market today start at around the £20 mark.

For your money you usually get a direct-connect unit (a modem that plugs straight into a telephone socket) that has a simple switch taking it on or off line as required. Most of the modems in this price bracket work at 1200/75.

For the beginner, such modems are ideal for the first few months, but automated logons – so necessary for the smooth operation of communications programs – save a lot of time and effort for the ex-novice. The route to automated logons is good communications software and Hayes compatibility.

The Hayes standard – sometimes called the Hayes protocol – is a simple modem control language first used by the Hayes modem corporation in the US. Developed by Dennis Hayes, the modem company's owner, it first appeared in Hayes modems in the early part of this decade.

As with all good ideas, the Hayes command language is fairly simple by design. All commands to the modem (while in an off-line state) are prefixed by the command AT (short for ATtention) and subsequent commands are mnemonic. A list of the basic commands in the Hayes command language set is given in Figure I.

Unlike several other proprietary modem control systems of its genre, the Hayes command set was placed into the public domain by Hayes, so that other modem manufacturers might adopt the standard – thereby making it universal.

The idea caught on and by 1983 the majority of medium to high-priced modems on sale in the US had some form of Hayes command language built into them.

At that time modems were only just beginning to penetrate the home and small business user market in the UK. As with most American originated ideas (good or bad) it took a few years for the idea of Hayes compatibility to

Turn to Page 38 ►

A	Answer call
C	Carrier control C0=OFF, C1=ON
D	Modem dialing prefix
E	Echo commands E0=OFF, E1=ON
F	Echo data F0=ON, F1=OFF
H	Take modem off line (hang up – used in conjunction with +++ command prefix – see below)
I(n)	Display identity (n=0,1,2)
L(n)	Speaker loudness (n=1,2,3)
M(n)	Monitor status (n=0,1,2)
N	Display/set number store
O	Go online
P	Pulse dialing prefix
R	Reverse to answer after dialing
T	Tone dialing prefix
W	Wait for secondary dial tone
Z	Modem resets

+++ Instructs modem to interpret next command string locally and not transmit the string. Usually used to take modem off line using the H command above. For example +++ ATH. This command set may vary from modem to modem).

Figure I: The basic Hayes command set



The Pace Linnet

◀ From Page 37

percolate through to the UK modem market.

By 1985, the Hayes command language was beginning to appear in several high-end (£300 plus) modems and – at last – people were beginning to realise what a useful facility the Hayes command set is.

Today, most modems priced above the budget market (£20 to £50) are Hayes compatible, or have a low-cost option for the facility to be fitted by the modem manufacturer.

Ease of use is another important criteria that is often overlooked by many modem buyers and, amazingly, modem designers themselves.

Hayes compatibility is a major step towards ease of use, but some modems (which shall remain nameless) have a front-panel control system that defies all logical explanation.

Because the Hayes command language is so comprehensive, most of the modems on sale today only need one control switch on the unit itself – the on/off switch – the remainder of the modem controls can easily be handled by a series of Hayes commands piped down the modem's serial port.

Like a good car, the quality of a modem's construction – its pedigree if you like – can usually be spotted by careful examination of the case.

Tell-tale signs such as slippage marks at the point where screws or retaining clips are fitted, along with a bad finish generally, tend to indicate a modem is not professionally produced. If it is relatively new on the market, the casing's lack of finish may be due to the modem being hand-built, but you should question your dealer thoroughly as to the number sold and the number of satisfied customers.

If the modem looks badly finished and has been on the market for some time, it is best to reject the unit in favour of a better one. The BABT modem approval regulations – as well as your guarantee rights – forbid you to open up the modem box, so the internal construction can only be easily assessed by its outward appearance.

For illustrative purposes only I've chosen the Pace Linnet Hayes compatible modem to look at and explain how the theory behind this article comes into practice.

The Linnet comes in a small beige box about half the height of a modern Atari disc drive, and with about the same footprint. On the front of the unit is a grey-green display panel along with six red status lights, which indicate the current state of the modem.



The Miracle Modem Maximiser

As well as using the Hayes command set, the Linnet is capable of pulse and tone dialing – useful for speed-dialing on more modern telephone exchanges and office PABXs.

Limited speed-buffering is available so that, if you wish to communicate at 1200 baud full duplex constantly (possibly due to a software limitation), the modem will buffer data down to its three speeds – 300 baud full duplex, 1200/75 baud and 75/1200 baud.

‘The internal construction can only be assessed by its outward appearance’

The Linnet also features call monitoring. Via an internal loudspeaker and semi-intelligent line sensing, the modem can recognise dial, engaged and number unobtainable tones found on the telephone network. By returning special result codes via its serial port, the modem can signal to your Atari micro the current state of the call. This option is used on some communications software packages for unattended auto-dialing.

As with many modems in the £139 to £195 price bracket, the Linnet is auto-answer and can thus be used in a computer-based bulletin board system.

Also like several of the latest generation of modems, the Pace Linnet is entirely software controlled. Commands sent via its serial port are interpreted by an onboard eprom and translated into specific modem commands.

The software – which occupies a single 16k eprom on the modem's PCB – functions in a similar fashion to your Atari's Basic interpreter, translating the Hayes commands into direct instructions to the modem components.

Modems are changing all the time and recently another manufacturer – Miracle Technology – unveiled an add-on, the Modem Maximiser.

Designed to complement any Hayes-compatible modem, the Maximiser costs £225-00 (£99-00 extra for the data encryption option), and adds a range of features to even the most basic of Hayes-compatible modems.

Features of the Maximiser include: Error-correction to Mpad, Epad and Xmodem protocols, data compression and encryption, data storage – a 16k serial buffer comes as standard, 9600 baud speed buffering, and a centronics printer port for connection to a printer in the absence of your computer being switched on.

Although the Maximiser is a rather pricey add-on for many modem owners, it does indicate the way that the modem market is going. It seems more than likely that at least some of the facilities found on the Maximiser will be incorporated in future generations of modems, in much the same way that the Hayes command set is almost universal in today's quality modems.

Further details are available from:
Pace Linnet: Pace Micro Technology, Allerton Road, Bradford, BD15 7AG. Tel: 0274-488211.
Modem Maximiser: Miracle Technology, St Peters Street, Ipswich, IP1 1XB. Tel: 0473-216141.

Programming the easy way!

LEN GOLDING takes you on a journey into the wonderful world of Atari Basic

IN this new series we'll be exploring the wonders of Atari Basic from square one, and showing how even an absolute beginner can quickly learn to produce interesting and worthwhile programs. We'll start by explaining some of the fundamental things they don't bother to tell you in the manuals, then progress to sound, colour, graphics and some advanced programming techniques.

First let's assume that all you've read are the booklets which came with your computer – so you know how to plug all the various bits and pieces together, can find your way around the keyboard and maybe you've tried typing in one or two of the sample programs. So now what? Where do you go from here?

The Basic reference book gives you a list of words that the computer can understand, but it doesn't try very hard to make these comprehensible to humans. Terms like variable, string, function, register, channel and IOCB are liberally sprinkled around, and there's little attempt to explain what they are, let alone how to use them.

As an example, try reading the sections on COLOR and SETCOLOR – you'll soon see what I mean.

Fortunately, programming isn't nearly as difficult as it looks. Basically – excuse the pun – its all about following strict rules: Once you've learned the rules and can apply them correctly, your computer will turn into an obedient servant, instead of an uncooperative little monster.

So let's start at the very beginning, by defining a few terms. A program is nothing more than a set of instructions, phrased in a way that the computer can understand, and arranged in a carefully worked-out order.

Every program consists of at least one program line, which may contain as many as 100 characters – letters, numbers or symbols – so it could easily occupy up to three lines on your TV screen.

Every program line must start with a line number, and the computer automatically shuffles the lines around in its memory so that they are always arranged in numerical order, with the lowest first. This will happen regardless of the order in which you typed the lines.

Every line number must be followed by at least one command, which might be a single word such as PRINT, LIST, REM or END, but will usually have extra letters or numbers tagged on to it. Some examples are:

```
PRINT "So far so good"
REM Program I
OPEN #1,4,0,"C:"
LET C$="Useless!"
```

Don't worry if this still looks like a foreign language – we'll explain it all shortly.

Every command has its own rules which tell you what extra bits and pieces have to be tagged on, and the order in which they must appear. These are known collectively as the rules of SYNTAX, and if you get them wrong the computer will not accept your program line when you hit the Return key. Let's pause for breath and look at an example:

```
10 PRINT "HELLO"
```

This is a valid program line which your computer will understand and obey. It starts with a line number – 10 – then it has a command PRINT followed by an extra group of characters "HELLO".

The rules of syntax for the PRINT

Turn to Page 41 ►

Mini Office II

6 powerful home and business programs in just ONE package – at a price that simply can't be matched!

WORD PROCESSOR
Compose a letter, set the print-out options using embedded commands or menus, use the mail merge facility to produce personalised circulars – and more!

SPREADSHEET
Prepare budgets or tables, total columns or rows with ease, copy formulae absolutely or relatively, use a wide selection of mathematical and scientific functions, recalculate automatically – and more!

GRAPHICS
Enter data directly or load data from the spreadsheet, produce pie charts, display bar charts side by side or stacked, overlay line graphs – and more!

DATABASE
Build up a versatile card index, use the flexible print-out routine, do powerful multi-field sorting, perform all arithmetic functions, link with the word processor – and more!

COMMS MODULE
Using a modem you can access services such as MicroLink and order a wide range of goods from flowers to software, send electronic mail, telex and tele-messages in a flash – and more!

LABEL PRINTER
Design the layout of a label with the easy-to-use editor, select label size and sheet format, read in database files, print out in any quantity – and more!

DATABASE SOFTWARE Europa House, 68 Chester Road, Hazel Grove, Stockport SK7 5NY

ORDER FORM

Please send me Mini Office II for the Atari 400/800/XL/XE (48k required), on 5¼" disc for £19.95

I enclose cheque made payable to Database Software, or debit my Access/Visa card:

☐☐☐☐ ☐☐☐☐ ☐☐☐☐ ☐☐☐☐

Exp. date ☐☐☐☐

Signed .....

Name .....

Address .....

.....

.....

ORDER HOTLINE: TEL: 0625 879920

SEND TO: Database Software, Europa House, Adlington Park, Adlington, Macclesfield SK10 5NP.

AT1

◀ From Page 39

command state that if you want it to print a group of characters exactly as they appear on the program line, you must enclose those characters in inverted commas. If you leave the commas out, the computer will misunderstand your intention and print the number 0. Why does it do this? Read on.

There are two other terms you need to understand before you can write any worthwhile programs: Numeric variable and string. Let's look at numeric variables first.

Every numeric variable has a "name", such as X or LIFE or LEVEL, and a corresponding numeric value such as 5, 0.003, –256 or 56000000. Remember how in algebra you can write Let X = 50? Well, to your computer the letter X would be a variable name, and the number 50 would be its value.

The name remains constant throughout your program, but its value can change as many times as you like. So whenever you tell the computer to print the value of X, it will give you the number that X represents at that particular moment.

A variable name need not be a single letter, but it must begin with a capital letter, and can contain only capital letters or numbers – symbols such as % or # are not allowed.

If we go back to our previous example PRINT "HELLO", you will recall we said that leaving out the inverted commas would make the computer give you the number zero. Now can you see why?

It's because the computer will assume that HELLO – without inverted commas – is a variable name, so it promptly starts to search for the numeric value which HELLO represents. It can't find one, so it assumes that the answer must be zero. You therefore get 0 printed on the screen, much to your annoyance. See how a small change can produce major differences in the computer's behaviour?

We'll return to variables next time, but now let's turn to the related subject of strings. A string is a sequence of characters grouped together in any way you fancy. This month we'll look at the two main types, literal strings and string variables.

A literal string is a group of characters enclosed by inverted commas – like "HELLO", or "So far so good", or "Useless". When told to print a literal string, the computer will print everything inside the inverted commas, exactly as it appears in the program line. You can put almost anything in a literal string, apart from the double-quote character (") itself. Experiment with a few and see.

String variables are a bit trickier to understand, but like numeric variables they have names made up from capital letters and numbers, but all string names must end with a dollar sign $. For example:

```
A$
MONTH$
MESSAGE$
```

Each name can represent a group of characters. Lets say, for example, that you have a variable called A$ which contains the characters: "READY FOR ACTION". If you now tell the computer to PRINT A$, it will respond by printing READY FOR ACTION, just as though you'd told it to print the characters themselves. The variable name and its contents are interchangeable, so as far as the computer is concerned.

Suppose, though, you had told it to PRINT "A$" What do you think you'd get, and why?

As with numeric variables, the name which identifies a particular string will remain constant, though its value – the characters in the string – can change. So at the beginning of your program, a string variable called LIVES$ could contain the words "ALL LIVES INTACT", while at the end of the program it could contain "NO LIVES LEFT".

The awkward thing about string variables is that you can't just write them straight into a program. This is because your computer needs to know how much memory it must set aside to hold the string's characters. If you had a program line like this:

```
10 A$="So far so good"
```

You would need to reserve space for at least 14 characters – 11 letters and three spaces.

This process of reserving memory is called dimensioning – for obvious reasons – and there is a special command – DIM – for doing it. To reserve space for up to 20 characters in a variable called A$, you would type:

```
10 DIM A$(20)
```

For up to 50 characters in a variable

Turn to Page 42 ▶

◀ *From Page 41*

called MESSAGE$ you would type:

```
10 DIM MESSAGE$(50)
```

The number in brackets is the number of character count. You don't need to use all the reserved space, but you mustn't exceed it or you will lose the excess characters.

Once a string variable has been dimensioned, you can specify its contents in a number of ways. Here are two simple examples:

```
10 DIM M$(20)
20 LET M$="WELL DONE SO FAR"
30 PRINT M$
```

or:

```
10 DIM NAME$(40)
20 PRINT "Please tell me your name"
30 INPUT NAME$
40 PRINT "HELLO"
50 PRINT NAME$
```

The second of these programs uses two literal strings and one string variable. Can you identify them? Line 30 contains a new command – INPUT. This tells the computer to wait until you've typed something and pressed Return, then it proceeds with the program.

It adds a direct link between you and the computer, and whatever you have typed will be called NAME$ for the duration of the program – so don't type Bananaface unless you're happy to be stuck with it!

Numeric and string variables are among the most difficult things to master when you're starting out at first, but you must understand them before you can progress very far. So why not read through this article again, and have a go at writing a few programs of your own?

● *Next month we'll look at a few more interesting commands, including the SOUND statement, and show how your knowledge of variables can be put to an entertaining use.*

The truth about TELEX

How much does it cost to go on Telex?

You could go the conventional way and buy a dedicated Telex machine. The cheapest will cost you £1,604 (the Whisper), the dearest £2,892 (the Cheetah). You will also need a separate telephone line, costing £101 to install, plus £404 a year rental. That's a total outlay over the first year of a minimum of £2,109. (All prices include VAT.)

Or you could do what more and more Atari users are doing – use your micro to double as a Telex machine. And just use your ordinary telephone!

How do I turn my Atari into a Telex machine?

All you need is a modem and appropriate communications software (see the advertisements in this issue), a telephone, and a subscription to *MicroLink*.

Telex is just one of a growing number of services available to Atari users on *MicroLink*. With MicroLink you can also read the news as it happens, go teleshopping, create your own closed user group, send telemessages and electronic mail right round the world, download free telesoftware programs directly into your micro . . . and much more.

But why use Telex?

Because it's a standard means of instant communication between businesses. Today there are 150,000 Telex machines in use in Britain – and more than 2 million worldwide. It's used to dramatically speed up business communications – just as quick as using the phone but far more efficient, because you have a hard copy of every "conversation" for your records.

But there's a big bonus you get when you use *MicroLink* for Telex that the conventional way doesn't offer.

With *MicroLink* you don't HAVE to be in your office to send or receive Telex messages. You can just as easily use your computer at home (or even a portable). So now you can check whether there are any Telex messages waiting for you – anywhere, anytime. How's that for your business efficiency?

How to join: See Page 8

Poster Printer



GRANVILLE DANBY convert AtariArtist files into posters

HAVE you ever wished that you could make a poster out of a picture that you have drawn using your Atari-Artist cartridge? Well here is a utility that will take a 62-sector, uncompressed file and create one using an Atari 1029 dot matrix printer.

The program will print out a poster approximately 38 by 43 centimetres – that's larger than a sheet of A3 – in four shades of grey that the computer automatically assigns to each of the colour registers for that particular picture.

When the program is run you are prompted for the filename, which must be entered like this:

```
D:FILENAME.PIC
```

or you can just press Return, to be presented with a directory of the disc. Pressing the spacebar will return you to the load file option.

Once a picture has been loaded press P to send it to the printer, and let the program do the rest.

The printout routine is written in machine code and will only take about 15 minutes to dump the poster in two halves – the bottom half first.

VARIABLES

FN$	Picture filename
DA$	Buffer for disc directory
K	Value of key pressed
X,Y	Picture coordinates

PROGRAM BREAKDOWN

10-140	Display text and get the picture filename
150	Reads machine code data
160-250	Read the picture and wait for a keypress
260-360	Print the picture
370-460	Machine code data
470-550	Disc directory routine
560-600	Subroutine to wait for keypress

```
10 REM ************************
20 REM * GIANT POSTER PRINTER *
30 REM *  BY GRANVILLE DANBY  *
40 REM *    (c) ATARI USER    *
50 REM ************************
70 GRAPHICS 0:SETCOLOR 4,9,2:SETCOLOR
2,0,0:POKE 82,0:POKE 752,1
80 DIM FN$(20),DA$(20)
90 POSITION 12,2:? "POSTER PRINTER":PO
SITION 12,3:? "--------------"
100 ? :? "  ENTER PICTURE FILENAME,eg,
D:PICTURE"
110 ? "    OR PRESS RETURN FOR DISK DIR
ECTORY"
120 TRAP 100
130 ? :INPUT FN$
140 IF FN$="" THEN 480
150 FOR X=1536 TO 1708:READ Y:POKE X,Y
:NEXT X
160 REM *** READ IN PICTURE ***
170 GRAPHICS 15+16
180 CLOSE #1:OPEN #1,4,0,FN$
190 POKE 708,10:POKE 709,6:POKE 710,0:
POKE 712,13
200 Q=USR(1677)
210 GOSUB 570
220 IF K<>80 THEN 210
230 FOR S=20 TO 100 STEP 0.5
240 SOUND 2,S,S/20,S/20+5
250 NEXT S
260 REM *** PRINT POSTER ***
270 POKE 84,192:POKE 85,0:POKE 86,0:PO
KE 1655,0:DY=192:X=0
280 CLOSE #1:OPEN #1,8,0,"P:"
290 ? #1;CHR$(27);CHR$(57);CHR$(27);CH
R$(65);CHR$(1);CHR$(224);
300 Z=USR(1536)
310 X=X+1:POKE 1655,X:POKE 84,DY:IF X<
159 THEN 280
320 IF DY=96 THEN END
330 DY=96:POKE 84,DY:POKE 1655,0:X=0:P
OKE 85,0
340 LPRINT :LPRINT :LPRINT :LPRINT
350 POKE 1542,255
360 GOTO 280
370 REM *** MACHINE CODE DATA ***
380 DATA 164,84,136,132,84,192,95,208,
2,104,96,32,118,6,162,16,201,0,208,13
390 DATA 169,98,157,68,3,169,6,157,69,
3,76,77,6,201,1,208,13,169,103,157
400 DATA 68,3,169,6,157,69,3,76,77,6,2
01,2,208,13,169,108,157,68,3,169
410 DATA 6,157,69,3,76,77,6,169,113,15
7,68,3,169,6,157,69,3,169,11,157
420 DATA 66,3,169,5,157,72,3,169,0,157
,73,3,32,86,228,76,0,6,0,0
430 DATA 0,0,0,34,72,34,72,20,108,87,5
7,87,90,127,127,127,127,127,169,7
440 DATA 133,85,162,96,169,7,157,66,3,
169,0,157,72,3,157,73,3,32,86,228
450 DATA 96,162,16,169,7,157,66,3,165,
88,157,68,3,165,89,157,69,3,169,0
460 DATA 157,72,3,169,30,157,73,3,32,8
6,228,104,96
470 REM *** DISK DIRECTORY ***
480 TRAP 520:OPEN #1,6,0,"D:*.*"
490 INPUT #1,DA$
500 ? DA$,
510 GOTO 490
520 ? :? :? "        PRESS  SPACE  TO
CONTINUE"
530 CLOSE #1:GOSUB 570
540 IF K<>32 THEN 570
550 RUN
560 REM *** GET A KEY ***
570 CLOSE #1:OPEN #1,4,0,"K:"
580 GET #1,K
590 CLOSE #1
600 RETURN
```

Get it right!

10 CP1 (Y)	220 43V (2)	420 O2U (Y)
20 CP2 (3)	230 JCP (T)	430 D38 (S)
30 CP3 (X)	240 4E5 (E)	440 JCQ (U)
40 CP4 (4)	250 QC2 (3)	450 GV8 (2)
50 CP5 (Y)	260 DLT (E)	460 HY3 (N)
70 PV6 (C)	270 FQ9 (2)	470 DQV (W)
80 YVL (F)	280 CQN (G)	480 GFO (A)
90 12W (4)	290 AV9 (G)	490 PQX (O)
100 KRC (3)	300 QLC (S)	500 J6U (P)
110 RY7 (1)	310 W2A (K)	510 QYC (O)
120 QA5 (1)	320 6WD (S)	520 7GQ (F)
130 YFS (J)	330 KS3 (7)	530 3GC (P)
140 5VH (3)	340 CDL (1)	540 4GY (N)
150 PSC (A)	350 SJ8 (X)	550 DYN (4)
160 DLS (7)	360 R99 (F)	560 DLW (E)
170 51O (L)	370 DQU (1)	570 C8R (6)
180 FUM (9)	380 R57 (Y)	580 RCO (J)
190 NPK (R)	390 HYD (9)	590 N2D (6)
200 QK2 (Q)	400 F93 (K)	600 R6A (9)
210 P7K (6)	410 E6Y (4)	

5 LINERS

GRAPHICS DUMP
from I. Sutcliffe

UNFORTUNATELY Mini Office II can't dump screens from the Graphics module directly to a 1020 printer plotter. However, you can save a screen by selecting the Disc save icon from the Screen options menu. The screen can then be printed using this five-line program.

Load it and change the reference to GRAPH in the first line to the name of the file you wish to print. Make sure the plotter is switched on and that you have fitted a pen then run the program.

The file will load and the plotter will begin to work taking about an hour to complete a dump. The exact time depends on the complexity of the screen, because it reproduces each pixel.

```
10 LPRINT :GRAPHIC5 8:SC=PEEK(88)+PEEK
(89)*256:OPEN #1,4,0,"D:GRAPH":FOR I=0
 TO 6180:GET #1,A:POKE SC+I,A:NEXT I
20 CLOSE #1:OPEN #1,8,0,"P:":? #1;"E\"
:? #1;"C0":FOR X=10 TO 262
30 FOR Y=151 TO 7 STEP -1:LOCATE X,Y,C
:IF C=0 THEN 50
40 ? #1;"D2,0*M0,-2*D2,-2"
50 ? #1;"M3,0":? #1;"I":NEXT Y:? #1;"M
-435,-3":? #1;"I":NEXT X
```

PROGRAM BREAKDOWN

1 – Sets the graphics mode and pokes the data directly on to the screen from disc.

2 – Initialises the plotter.

3 – Using the values obtained from the loops *X* and *Y* it locates a pixel on the screen. It then works out if it is a solid block – 1 – or if the pixel is a blank – 0.

4 – Sends the correct printer codes to the 1020 and plots them.

5 – Moves to the next position on the paper. At the end of a screen column it moves the paper up to the start of the next column.

Get it right!

```
10 9U8 (6)
20 74Q (W)
30 38Y (M)
40 9Q4 (Y)
50 CCF (X)
```

DAY-FINDER
from S. O'Hanrahan

HAVE you ever wondered what day a particular date fell on? This useful little program will tell you the answer. It prompts you for a specific date, which you must enter in the form of day, month, and year with each separated either by a comma or Return.

Note that the day should be a number from 0 to 31, the month from 1 to 12 and the year should be four digits such as 1988. The day corresponding to that date will then be output.

PROGRAM BREAKDOWN

10 – Sets up *DAY$* – the string that holds the answer.

20 – Gets the variables *D*, *M* and *Y* from the user. These correspond to day, month and year. It also places the value of *Y* into *Y1*.

30 – Calculates the value of *R* minus a number from one to seven.

40 – Reads the data statements and chooses day *R*. Prints the original date you entered followed by the day.

50 – Clears the screen, prints the title and holds the data statements.

```
10 GOSUB 50:SETCOLOR 2,0,0:RESTORE :DI
M DAY$(6):POSITION 2,4:? "Please give
your date as follows:"
20 TRAP 20:POSITION 2,6:? "DATE/MONTH/
YEAR ( / is RETURN)":INPUT D,M,Y:Y1=Y
30 X=INT(0.6*1/M):Q=Y-X:P=M*12+X:C=Q/1
00:Y=INT(C):Z=INT(C/4):N=INT(5*Q/4):W=
INT(13*(P+1)/5):R=W+X-Y+Z+D+5
40 R=R-(7*INT(R/7))+1:FOR A=1 TO R:REA
D DAY$:NEXT A:POSITION 5,11:? D;".";M;
".";Y1;" was a ";DAY$;"day.":? "M":END

50 ? "K":POSITION 6,1:? "DAY-FINDER by
 S.A.O'Hanrahan":RETURN :DATA Mon,Tues
,Wednes,Thurs,Fri,Satur,Sun
```

Get it right!

```
10 4H3 (S)
20 H7C (H)
30 2UR (4)
40 Q4T (T)
50 PN4 (3)
```

Win £25

IF you've written any useful or interesting five line programs why not send them to us to grace our pages?

We pay £25 for each one published.

You should give a full description of the routine and any other details that are relevant. And remember if you want your material returning please enclose a suitably stamped package.

Simply send a copy of the program on disc or tape together with the documentation – preferably as a word processed file – to:

Atari User, Europa House, Adlington Park, Adlington, Macclesfield SK10 5NP.

THE CATCH
from Roy Escott

BOMBS are falling from the sky and your only hope of survival is to catch them in your bucket of water.

Each successive missile descends faster than the last and if you miss one it will explode and the game is over. For each caught you will gain a point, and your score will be displayed at the end of the game.

You can move the bucket from left to right using a joystick plugged in port one.

PROGRAM BREAKDOWN

1 – Draws the screen, assigns the relative values to the variables, reads the joystick fire button and gets a random number for the bomb.
2 – Reads the joystick movements, moves the bomb and sets up a delay.
3 – Moves the bucket and switches the sound channel off.
4 – Checks for a collision, updates the score, increases the speed of the bomb and gets another random number for the bomb.
5 – Game over routine.

PROGRAM VARIABLES

SP	Speed of the bomb.
XB	X coordinate of the bomb.
SC	Score.
X	X coordinate of the bucket.
Y	Y coordinate of the bomb.

```
1 X=9:SP=60:GRAPHICS 18:XB=INT(15*RND(
0))+3:POSITION 5,2:? #6;"PRESS FIRE!":
GRAPHICS 18:F=STRIG(0):ON F=1 GOTO 1
2 S=STICK(0):X=X+(S=7 AND X<15)-(S=11
AND X>2):POSITION XB,Y:? #6;"*":FOR D=
1 TO SP:NEXT D
3 POSITION XB,Y:? #6;" ":Y=Y+1:POSITIO
N X-1,11:? #6;" (■) ":SOUND 0,0,0,0:ON
 Y>12 GOTO 2
4 ON XB<>X AND XB<>X+1 AND XB<>X+2 GOT
O 5:SC=SC+1:SP=SP-1:Y=0:XB=INT(15*RND(
0))+3:SOUND 0,15,10,10:GOTO 2
5 POSITION 5,3:? #6;"GAME OVER":POSIT
ION 6,6:? #6;"SCORE";SC:FOR D=0 TO 25
5:SOUND 0,0,8,15:NEXT D:RUN
```

Get it right!

```
1 FKA (8)
2 8SW (M)
3 PF4 (Y)
4 9B5 (V)
5 T9F (K)
```

SUB ZERO ESCAPE
from Robert Crew and Andrew Homer

YOU are the captain of a submarine lost under the North Pole. A collision with an iceberg has resulted in severe damage to the steering gear and engine room and the sonar is no longer functioning.

You have limited power left and the situation looks hopeless but you can still move south or blow the tanks to go up. You also know there is an exit somewhere in the submerged caverns. An experienced skipper could save the submarine – but can you? There's only one way to find out.

Before typing in the game you must enter POKE 82,0 to alter the screen margin. Leave out all unnecessary spaces and use the abbreviated commands shown for GOTO, INPUT and PRINT to allow four screen lines to be entered for each program line.

However, once you have typed them in like this they cannot be edited in the conventional way so if you make a mistake the whole line must be entered again. The lines will fit, so just take care as you type them in.

The program is written in Basic and to avoid spoiling the game by giving clues no detailed description is given. However, it is worth noting that lines 10, 40 and 50 are used to set the game up.

Lines 20 and 30 control its operation, including sorting inputs, monitoring the position of the sub, incrementing the score and determining whether the game has been finished.

Lines 40 and 50 check for lack of power – ending a game, or if another input can be accepted at line 20.

Now you have the basic design of an adventure game you should have no problems expanding it or writing your own using the same techniques. It is possible to escape so captain your sub wisely, watch out for red herrings – and good luck.

ABBREVIATIONS

GOTO	G.
INPUT	I.
PRINT	?

USE KEYS

SOUTH	S
UP	U

```
10 DIM I$(9),F$(30),L$(30),P$(30),S$(3
0),U$(30),W$(30):? "W";? :? :? "SUB ZE
RO ESCAPE!":C=1:D=0:N=0:P=1:S=0:T=25:M
=0:GOTO 40
20 INPUT I$:IF I$="S" THEN ? S$:D=0:P=
P+1:IF P>10 THEN P=1:M=T:C=C+1:N=INT(R
ND(0)*10)+1:? W$:T=0:IF M=20 THEN ? P$
:T=CM5:S=S+25
30 IF I$="U" THEN ? U$:T=T-1:D=D+1:IF
N>=P AND N<(P+2) AND D=C AND C<)4 THEN
 ? L$:T=20:IF P=N AND C>4 THEN ? F$:?
;S+50:END
40 F$="SUB SURFACES,WELL DONE!!!":U$="
SUB GOES UP INTO THE ICE":IF T=0 THEN
? "NO POWER LEFT,ALL HANDS LOST!";? ;S
:END
50 L$="A SHAFT OF LIGHT!":W$="A WHALE
BLOCKS THE EXIT":S$="SOUTH THROUGH AN
ICE CAVERN":P$="BUT YOU GET PAST!";? :
GOTO 20
```

Get it right!

```
10 MH9 (M)
20 DWR (T)
30 XW2 (M)
40 ADO (A)
50 M47 (4)
```

Two discs crammed with the most popular programs from your favourite magazine!

These two exciting compilations bring together some of the very best listings from the pages of *Atari User*.

Whether you like games or prefer more serious pursuits there's something here for you – and you can also learn a great deal from examining and modifying the Basic listings.

Ten of the Best Games

Chopper Rescue – Take command of a helicopter to rescue lost soldiers
Des Bells – Rescue Esmerelda by negotiating the dangerous obstacles
Spacemaze – Fly your spacecraft through the deadly caverns below the lunar surface
Mazemunch – Guide your munch monster around the maze, avoiding its deadly inhabitants
Moneybags – Gobble up all the money but beware of the sinister spiders
Frank the Fruit Fiend – Help Frank eat his favourite food in this platform game
Duck Dash – Dash round and chase up all the ducks before the storm hits the farm
Frogjump – Direct the frog across the busy road in this classic arcade game
Doctor Borls – Help the doctor build the new hospital, but watch out for mad Norman

PLUS the latest Get It Right! program to help you correctly type in listings in Atari User.

Bounder was the game you liked best of all. Now, in BOUNDER PLUS, we've made it even better – with SIX exciting new screens to test your dexterity. Bounce up and down on the springy trampoline to hit the many targets while avoiding the balloons. (XL and XE only.)

Ten of the Best Utilities

DiscError – Make sense of those Basic error numbers by turning them into words
DiscEdit – Modify those hidden sectors with this superb utility
DiscView – Take a look at all the useful information stored on your discs
Dump 15 – Make prints of your favourite pictures on your Epson or Atari 1029 printer
ArtShow – Load your AtariArtist pictures and create your own fantastic artshow
AutoDirectory – Gain instant access to disc directories without going to Dos
DiscRenumber – Renumber your Basic listings with this useful Autoboot program
Fullprint – Print out any resident character set in full to an Epson printer
DataEditor – Manipulate data with ease whether on disc, cassette or in memory
80 Column – Generate a very impressive 80 column text display on your screen

PLUS the latest Get It Right! program to help you correctly type in listings in Atari User.



Frank the Fruit Fiend

Spacemaze

ONLY £4.95 each

. . . or just £1.95 each when you take out a new subscription to Atari User – or if you renew your existing subscription.

TO ORDER PLEASE USE THE FORM ON PAGE 61

AT11/87

Your HINTS & TIPS

The Price of Magik

WHEN you die enter RESTORE, then when the Lenslok screen appears get it wrong three times. The game will restart at the point where you died and you will have 251 stamina points and all your equipment.

You can do this every time you die, giving you infinite lives to allow you to complete most of the game easily. – **Daniel Welch, Rowley Regis, West Midlands.**

Bounty Bob Strikes Back

When you have collected the flower pot on the first level, press number one on the keyboard. Now press Start and you will move to level four.

On level five if you collect the coffee pot and press eight followed by Start you will jump to level eight. – **William Donald, Turriff, Aberdeenshire.**

Encounter

AS soon as you hear or see a missile flying towards you put your tank into full reverse and start firing. This is the best manoeuvre when trying to dodge it.

After completing a screen you have to go through the black hole. Look between the sights and, when you see an asteroid appear, move the joystick to one side and you should be able to avoid it without having to move around too much. – **Dorothy Bean, Middlesbrough, Cleveland.**

Pole Position

SELECT track one, the eight-lap race and at the beginning of the game position your car in the centre of the track. This way no cars can hit you and you can sit back with the minimum of effort and watch the points accumulate until all the laps have been completed. – **Michael Hoar, Corsham, Wilts.**

Quasimodo

HERE'S a cheat that will allow you to miss all the archers climbing the ladders.

After getting the first jewel on the second level run to the opposite end of the screen where the jewel cases are. Jump in the air and the jewel will automatically be placed in the first case for you.

What appears to be a ghost door will appear nearby – go through it and you will be transported to the next level. – **Michael Cain, Beeston, Nottingham.**

Ghostbusters

WHEN you are just starting and the computer asks you if you have a bank account enter the following code without a name: 31222646. This will give you £999,900 in your account and you will be able to kit yourself out with all the best equipment. – **J. Speed, Beeston Rylands, Nottingham.**

Beer Belly Burt's Brew Biz

ON certain screens look for walls next to the platforms: You can jump over them and out of the exits skipping several screens. – **Daniel Welch, Rowley Regis, West Midlands.**

The Pay-off

HERE is a cheat for the adventure game that came free with most Atari disc systems.

Once the main program has loaded remove the disc from the drive. If you are killed during play you will be asked if you want to try again.

Entering Y will make the computer attempt to access the disc without success. Half the title screen will appear with the prompt What Now? and you have been returned to Luigi's betting shop.

To refresh the screen and remove the title, type E to move east. All the other game elements will remain unchanged: Objects will be in the same locations and condition they were left in from the previous game. – **R. Clarke, Solihull, West Midlands.**

One on One

ON the inlay card for the tape version there is a mistake. It says that you should press 1 or 0 for a time-out. It should read: Press B for Bird or J for Dr.J. to obtain the time-out. – **Christopher Smith, Welling, Kent.**

Mercenary

AFTER getting the cheese – the fastest ship on Targ – go to the colony craft, then enter the kitchen and take the sink. It will allow you to pick up almost any object you find.

You can now pick up the spider's web which will act as a skeleton key and you will be able to open any door. Because of this you can drop the rest of your keys as you don't need them.

On the edge of the city you should see another ship flying around – go up to it and take it to get a lot more speed. If you wish to fly it you must go to a hangar, drop it, and board it. If you drop it anywhere else it will just fly away.

To be able to tell when you are near a mechanoid installation you must collect the metal detector at location 09-05: This will cause Benson's screen to change to blue when you are near an installation.

The metal detector will also let you know when you are over a Palyar building by glowing green – if it glows red, the building is not owned by anybody.

To avoid having your craft blown up when you are attacked on the ground, press L to leave it. You are shot but your craft is left intact. Finally, your escape craft is at location 3-15 and you have to use the elevators at location 9-05 to get to it – **Ruth James, Heaton Moor, Stockport.**



The sound way to take things easy

LEN GOLDING gives you the lazy approach to computing

EVER since man first poked his enemy with a stick, the subject of remote control has fascinated the human mind. You can switch on your television or video, open your garage doors, lock your car, pilot model aircraft and do a host of other clever things without stirring from the spot.

But this armchair revolution seems to have bypassed the computer world. So here's a gadget to start you on the right road – it's a simple remote control device which lets you send messages to your computer from a distance of up to six metres.

It can add an extra dimension to audio-visual displays in schools or staff-training centres, by allowing you to step through a preset sequence of stills or computer-animated drawings at the touch of a button, without any trailing wires.

It can also be used to trigger any of the power-control gadgets described in previous issues, so you could switch mains or battery-powered appliances on or off without going near them. It can even be made to operate as a stand-alone unit, to switch appliances on or off without the help of your computer.

We've chosen an ultrasonic system, for various reasons: It's cheaper and simpler than radio control, and beats infra-red on range, cost of operation and susceptibility to extraneous factors from the outside world.

There's also no risk that it will accidentally change channels on your IR-controlled television or activate your video. It uses a single on/off channel, but this is adequate for many purposes, as we'll explain later.

Figure I shows the transmitter. It's a simple oscillator which can be adjusted by VR1 to generate any frequency from around 35Khz to 45KHz, so it can be tuned precisely to the ultrasonic emitter's optimum frequency. Figure II shows the receiver, which is a little more complex in design.

TR1 and TR2 form a simple but powerful amplifier, which converts the tiny output from the ultrasonic transducer into a respectable voltage swing at the input of IC2. This IC is a phase-locked loop device, whose output goes low whenever a signal of the correct frequency is received.

It serves three purposes: First as an audio-to-digital converter, second as a current amplifier and third as a filter which rejects any spurious incoming frequencies.

Construction of both boards is easy, especially if you use the ready-made PCBs available from RH Design. Alternatively you may prefer to etch your own from the patterns at Figures IIIa and IIIb.

The transmitter board layout is

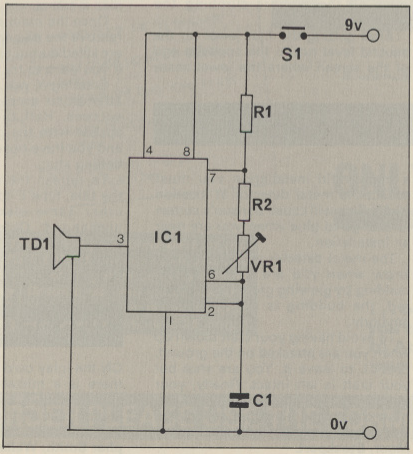

Figure I: Circuit for transmitter

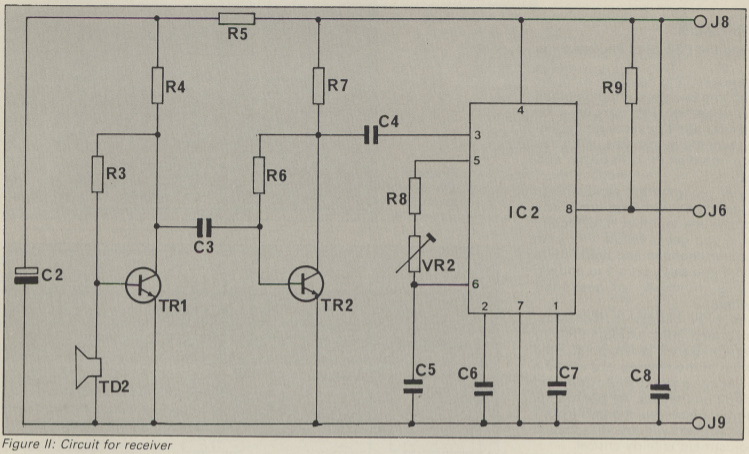

Figure II: Circuit for receiver

given in Figure IV. It's designed to fit into a small case supplied by Maplin Electronics, but could easily be adapted to suit other boxes if necessary.

The switch is a high-quality push-button type, which is sturdy enough to hold the entire board firmly in place, but we've included four mounting holes in case you want to use a different switch or box.

Make sure that IC1 is inserted with pin 1 in the correct position, but all the other transmitter components can go either way round. TD1 is the ultrasonic transmitter, and is marked with a T. You can attach it directly to a 2-way PCB terminal block as shown in Figure IV, by bending its leads slightly.

Alternatively, solder on longer leads allowing enough space to allow for adjustment of its position in the hand-held box. The battery leads must be soldered to veropins, or directly to their pads.

The receiver board layout is shown in Figure V. The only polarised components are TR1, TR2, IC2 and C2. The transistors will only fit one way round: IC2 has a small notch in one end, as shown in Figure V, and C2 has black chevrons to mark the 0v side. All other components can go either way round.

As with the transmitter board, the ultrasonic transducer TD2 can be wired to a two-way terminal block, or

Turn to Page 50 ►

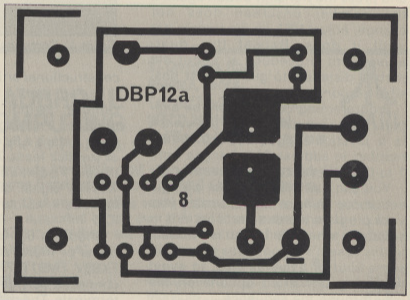

Figure IIIa: The PCB transmitter pattern

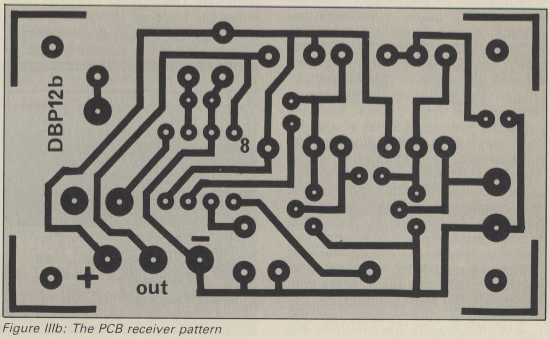

Figure IIIb: The PCB receiver pattern

◀ *From Page 49*

directly to the PCB pads via extension leads.

When everything has been correctly soldered, the two units must be tuned to work together. This can be a bit fiddly if you don't possess an oscilloscope, but it's worth the effort to achieve maximum reliability and range.

Start by plugging the receiver into port 1, and then run Program I. You should see the number 1 at centre screen. If you get 0, adjust VR2 until the number changes and holds there reliably. If you can't get a 1 to appear, there's a mistake in assembly somewhere.

Attach a 9v battery to the transmitter board and adjust VR1 to somewhere near its centre point. Hold it pointing at the receiver about half a metre away, press the button and adjust VR2 on the receiver board until the number on screen changes from 1 to 0, and the text window disappears. This adjustment is fairly critical.

Now stand about two metres away and press the transmit button again. If the number onscreen does not change, adjust VR1 on the transmitter until it does. Repeat this dual-adjustment procedure at about six metres distance, to get the best possible response.

Programming could hardly be simpler. Your computer thinks the switch is a joystick trigger button, so the number in address 644 changes from 1 to 0 whenever the unit is activated.

You can use this to initiate a single action, or build a step counter into your program which selects options in sequence when the button is pressed. In this case it's a good idea to build in some kind of delay as well, to avoid triggering unwanted options on the way through the sequence.

Program II gives you a demonstration of how different options can be chosen quickly and easily. Hold down the Transmit button to step through the various options without triggering any of them, and release it when you get to the one you want. As it stands, it simply notifies you that a particular option has been triggered, but you can insert extra code at line 110 to make it do something useful!

For example, it could trigger one of the power-control devices we've described in earlier issues, to control models or mains appliances. The power controller could plug into port 1, leaving port 2 for the ultrasonic switch. In this case the address controlled by the switch will be 645.

Software to drive the power controllers themselves is described in the constructional articles for each device.

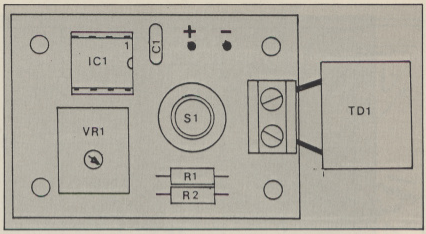

Figure IV: Component layout for transmitter

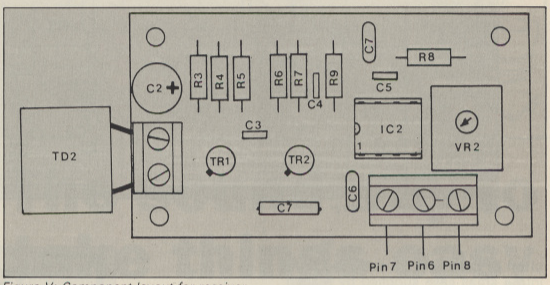

Figure V: Component layout for receiver

If you would prefer to use the remote switch as a standalone module, independent of your computer, attach a 6v or 9v battery in place of joystick leads 7 and 8 – positive to the pin 7 point – and replace R9 with a 1N4148 signal diode, wired with its cathode – coloured band – towards IC2.

Choose a 6v relay whose coil is 80 ohms or more, such as Maplin types FX88V, FM91Y, FM89W or FX23A, and connect it between the pin 7 and pin 6 terminals. The relay contacts will close when the transmit button is pressed and open again when it is released.

Program I: Program to help set up the switch

```
5 REM PROGRAM 1: Setting-up the ultras
onic switch
10 GRAPHICS 2
20 POSITION 9,4:? #6;PEEK(644)
30 POKE 710,PEEK(644)*8
40 GOTO 20
```

Get it right!

```
 5 CAN (S)
10 UWK (N)
20 LC3 (O)
30 6AO (3)
40 KKK (F)
```

Program II: Demonstration of switch selecting different options

```
5 REM PROGRAM 2: Using the switch to s
elect from a range of options
10 COUNT=0:GRAPHICS 1
20 POSITION 0,2:FOR LINE=1 TO 16:? #6;
"OPTION ";LINE:NEXT LINE
30 POKE 752,1:REM Turn the cursor off
40 ? "Press the Transmit button to ste
p":? "through the options. Release it
to":? "activate the one you want."
50 IF PEEK(644)=1 THEN 50:REM Wait for
 ultrasonic signal
60 POSITION 9,COUNT+1:? #6;"  ":REM Tw
o spaces:REM Erase old arrow
70 COUNT=COUNT+1:IF COUNT>16 THEN COUN
T=1:REM Step to next option
80 POSITION 9,COUNT+1:? #6;CHR$(60);CH
R$(60)
90 FOR W=1 TO 150:NEXT W:REM Sets step
 speed
100 IF PEEK(644)=0 THEN 60:REM If sign
al still present, do not activate this
 option
110 ? CHR$(125):? "OPTION ";COUNT;" AC
TIVATED":REM Insert your own code here
120 GOTO 50
```

Get it right!

```
 5 CAN (S)   70 S7L (E)
10 A1Q (9)   80 PDJ (F)
20 UXT (U)   90 R8T (6)
30 SJR (D)  100 P6U (Y)
40 QMJ (S)  110 92C (V)
50 Q9E (C)  120 P57 (C)
60 5JG (W)
```

PARTS REQUIRED FOR ULTRASONIC SWITCH

TRANSMITTER		Maplin Code
R1	1k (brown/black/red)	M1K
R2	12k (brown/red/orange)	M12K
VR1	4K7 horizontal preset	UH02C
C1	.001 mfd Mylar (marked 102k)	WW15R
S1	Push-to-make switch	YR67X
IC1	TLC555C	RA76H
TD1	Ultrasonic transmitter *	
	PP3 battery lead	HF28F
	PP3S battery	FK62S
	8-pin DIL socket	BL17T
	Small narrow box (optional)	FT31J

RECEIVER		
R3, R6	1M (brown/black/green)	B1M
R4	47k (yellow/violet/orange)	M47K
R5	1k (brown/black/red)	M1K
R7	10k (brown/black/orange)	M10K
R8	18k (brown/grey/orange)	M18K
R9	4K7 (yellow/violet/red)	M4K7
VR2	10k horizontal preset	UH03D
C2	100mfd 10v single-ended	FF10L
C3	3n3 ceramic	WX74R
C4	22n ceramic	WX78K
C5	1n0 ceramic	WX68Y
C6	0.1mfd disc ceramic	YR75S

		Code Maplin
C7	0.22mfd Mylar (marked 224k)	WW83E
C8	0.01mfd Mylar (marked 103k)	WW18U
TR1,TR2	BC109C	QB33L
IC2	NE567 tone decoder	QH69A
TD2	Ultrasonic receiver *	
	3-way PCB terminal	RK72P
	2-way PCB terminal (optional)	FT38R

** Note: The ultrasonic transducers are sold as a pair, order code HY12N.*

All components are available from:
Maplin Electronic Supplies,
P.O. Box 3, Rayleigh,
Essex SS6 8LR.
Tel: 0702 552911

Printed circuit boards (order code DBP12a and DBP12b) Price £2.38 per pair. Joystick extension lead (order code AT111) Price £2.99 Available from:

R.H. Design,
37 Stonefall Avenue, Harrogate,
North Yorkshire, HG2 7NS.
Tel: 0423 508359

Prices include VAT and postage

ATARI

The leading North West Specialist ATARI Dealer

LADBROKE COMPUTING INTERNATIONAL

33 Ormskirk Road
Preston, Lancs.
Tel: (0772) 21474 (1 line)
(0772) 203166 (5 lines)
Bul/Board 27236 6pm to 9am

ATARI

This Company has given years of full support to ATARI users Countrywide from their retail shop premises at Ormskirk Road, Preston. Now from their NEW Mail Order Depot they can offer the same Excellent service to all Mail Order Customers.

All Software and Hardware is fully tested prior to selling. This ensures Customers receive working items so that returned goods, and all the attendant frustration are a thing of the past. All Hardware is supported by our own 'ON SITE' engineers, therefore quick turn round on all repairs is Guaranteed. All prices quoted are fully VAT inc. and there are no 'hidden extras', what you see is what you get. Delivery included in price. Please ring for latest prices, new releases, etc.

130XE Computer £119.00
Disk Drive ..... TBA
XC12 Recorder £32.00

	3½ D/S D/D	5¼ D/S D/D 46TPI
Per Disk	£1.99	£0.80
10 Disks	£16.00	£6.50
10 Disks+Plastic library case	£17.50	£7.50
100 Disks	£150.00	£60.00
500 Disks	£650.00	£280.00

All Disks are covered by an unconditional lifetime guarantee.

Our ATARI trained engineers will repair all Hardware in minimum time at competitive rates. Please ring for a quotation. All repairs carry a 90 day warranty.

PRINTERS

Dot Matrix
Star NL10 ..... £240.00
NL10 Sheetfeeder £55.00
National Panasonic ..... PHONE
MP165 ..... PHONE
MP135 ..... PHONE
LX86 Tractor Feed £19.00
LX86 Sheetfeeder £55.00
LQ800 24pin D/M £525.00

All Printers, Disk Drives etc supplied with cables etc. NO HIDDEN EXTRAS

DUST COVERS
Computers £3.99
Monitors £4.99
Disk Drives £2.99
Printers £7.99



We have a complete range of Software in stock and fully tested.

IF IT'S AVAILABLE we have it! Send SAE for full catalogue.

Any Software problems? Queries? give us a ring we usually have the answer

All Dedicated books and mags in stock

FOR MORE INFO CALL ON THE ABOVE NUMBERS OR SEND SAE AND STATE FULL REQUIREMENTS

TO ORDER: Simply send, or phone your order, stating Full Name, Address, Visa or Access Nos, Cheque or Money order. Make payable to Ladbroke Computing International, 33 Ormskirk Road, Preston, Lancs. PR1 2QP.

ATARI USER Classifieds

Has upgrading your computer given you hardware you no longer need? Or have changing interests left you with unwanted software? Then THIS is the place to advertise your surplus items. *Atari User* readers are always on the lookout for a bargain and this is the first place they look!

An added bonus!

Your advert will also be automatically displayed on MicroLink, the electronic mail service operated in association with Telecom Gold. This means it will be seen by thousands of computer enthusiasts who can send an instant response.

Classified advertisements will be accepted under the following conditions:

- This service is EXCLUSIVELY for the use of private readers. No trade ads will be allowed.
- To avoid encouraging software piracy, all ads will be carefully vetted before they are accepted.
- Ads can only be accepted on this form (or a photocopy of it).
- There is no maximum to the number of words you include in your ad. If there is insufficient room on the form, continue on a separate sheet of paper.
- The cost is 20p per word, with a minimum of 10 words.
- We GUARANTEE your ad will appear in the February issue (on sale January 27) providing it is received by December 20.

● 130xe disc drive, data recorder, joystick, software, books £225. Tel: 0268 773898.

● Atari 800xl 1050 disc drive, cassette player, joystick, £1000+ worth of games all latest titles £250. Tel: 01 328 2246.

● Atari 800xl, 1050 disc drive with hyperdrive enhancement and 30+ software titles £200. Tel: Beaconsfield 04946 6561.

● Cassette software for sale, s.a.e. for list to Sean Billings, 91 Peterhouse Close, Mildenhall, Suffolk.

● Atari 130xe 130k computer, disc drive, joystick, XCII cassette deck, over £250 worth of software, books, mags, very good condition, all the lot for £280 o.n.o. Tel: Daniel 0924 828166.

● Atari 800 16k ram, 10k rom, 48k ram expansion boards also keyboard and connector strap for Atari 800 £50. Tel: 0272 661842 after 6pm.

● Citizen 120D NLQ Epson compatible printer £130. Atari assembler editor cartridge £12. Atari macro assembler disc £10. All with manuals. Tel: 0268 743725.

● 1050 disc drive,,XC12 cassette, various software, (all new) offers? Tel: Northwood Middx 25671.

● Atari 130xe computer 1029 printer, 1050 disc drive, XC12 recorder and joystick. Also Mini Office and The Pawn all in brand new condition and boxed £350. No offers. Tel: 01 302 0589.

● 130xe + disc drive + XC11, mags, games, atari artist touch tablet, manuals, discs £240. Tel: Southend-on-Sea 62596.

● 1050 drive £100, 1027 printer £80, 1020 plotter + T.tablet + extra pens, paper, software £100. Atari XMM801 Epson - compatible dot-matrix printer £160. Gauntlet, Ballyhoo, Mini Office £10 each. Tel: Bristol 0272 623637.

● For sale Atari 130xe, 1010 recorder, 1050 disc drive, 1027 printer, joysticks all boxed, magazines and atari-writer, Mini Office II + software £299. Tel: Ross 01 642 1352.

● Atari 130xe, 1050 disc drive with "lazer# enhancement. Some software £120. Buyer collects. Tel: Brentwood 216112.

● 130xe, 1010, 1050 drive, 60+ original titles, disc box, mags, two joysticks, blank discs worth over £800 will sell for £220. Tel: 0608 737332.

● Atari touch tablet and software £20. Plus original disc and cassette software from 75p to £9.50. Tel: 0702 510487.

● Atari 1027 printer £80. Tel: 078086 671 evenings.

● 800xl, 1050 disc drive, original software, boxed £100 o.n.o. Tel: Matt on 0243 864858 after 7.30pm.

● Atari 520STM, SF354 disc drive, mouse and usual free software. As new £200. Tel: 0703 255782.

● Atari 1029 printer £70, Atari 800 computer £40, Atari 1010 data recorder £15. Excellent condition. Tel: 04022 26472.

● Wanted 1050 disc drive. Tel: Portsmouth (0705) 812536.

● 1050 discdrive plus software £90. Atari assembler editor rom £16. Atari microsoft basic II rom £16. Mini Office II £10, cut and paste w/processor £10. Atari touch tablet £25. Tel: 0992 32697.

● Atari 800xl, 1050 disc drive, 1029 printer with font rom, touch tablet, speech synthesiser, keypad, recorder, assembler cartridge, books and games, all for £325 o.n.o. Tel: 061 223 3634 anytime.

● For sale Atari 130XE, XCII cassette, 1050 disc drive, 1027 printer, joysticks £200. Tel: 01 960 2720 evenings only.

Fill in now for the next issue

				10 words £2.00
				15 words £3.00
				20 words £4.00
				25 words £5.00
				30 words £6.00

Cheque enclosed for £_____

I certify that any software offered for sale is original and not a copy

Signed_____

Name_____

Address_____

POST TO: Atari User Classifieds, Europa House, Adlington Park, Adlington, Macclesfield SK10 5NP.

SOFTWARE Solutions

Your programming problems solved by ANDRÉ WILLEY

LET'S start with an easy query from Mr K.L. Edwards from Warden Hill, Cheltenham, who writes:

I'm in the middle of designing a large database program on my 130XE, but I've found a problem:

When someone runs the program he can enter almost unlimited information because the text is stored in a very long string. This is initialised by the following code:

```
100 DIM D$(13000)
110 FOR Z=1 TO 13000: D$(Z,
Z)=" ": NEXT Z
```

But line 110 takes about two minutes to execute, so please could you give me an alternative method – possibly by programming it in machine code for me.

Using machine code in this case would be rather like using a sledgehammer to crack a nut. In fact, Basic's own string handling functions have a rather convenient little side effect which will solve your problem much more easily. We have touched briefly on this technique before, but it's so useful that it could do with more explanation.

When copying between two strings using a statement like LET A$=B$, Basic simply takes the first character from *B$* and places it in the first position of *A$*, and then repeats the process for the second, third, fourth and so on until the whole string is copied.

Alternatively, it is quite possible to copy the new string anywhere inside the original using the normal substring notation. For example, to copy *B$* in at position two of *A$* you would use A$(2)=B$.

If you pause to think what's happening here you will see the answer to your query is just around the corner. Character one from *B$* is copied in to position two of *A$*, then *B$(2)* is copied to *A$(3)*, *B$(3)* to *A$(4)* and so on until all *B$* has been copied.

The sneaky trick comes when you try copying a string into itself in this manner – using A$(2)=A$. Firstly character one from *A$* is copied to position two. Next character two – which we have just transferred from position one – is copied to position three. This new character at position three is copied to four, and so on until the end of the string.

The end effect is that character one is copied to position two, then three, then four and so on until the whole string is filled with the first character – rather like toppling a line of dominoes.

So, in your example, try the following:

```
100 DIM D$(13000)
110 D$(1)=" "
120 D$(13000)=" "
130 D$(2)=D$
```

Don't forget to set up the length of the string by writing to the very last character as shown in line 120, otherwise the string copy will stop as soon as it thinks there's no more text giving only a copy of a single character.

So there you have it – a very simple and rather elegant method of filling a string with anything you want instantly.

Type-in trouble

Now a letter from **Steven Taylor** from Essex who seems to be having some difficulty with one of our longer programs:

I have an 800XL with a 1050 disc drive, and have been buying Atari User *from the very first issue. I quite often key in the listings, but I've been having a little difficulty with Chopper Rescue from the September 1987 issue.*

I had been typing for some time and had almost finished when I got an Error 4 as I tried to enter line 6720. My book says that this means Too many variables (greater than 128), *but I've counted and there seem to be far less.*

Is this due to a fault in my machine, or does the game needs more than 64k to run? I assume that it does work correctly with the 800XL.

Although the solution to your problem is straightforward, the cause is rather more complex. First of all let's discount some of the possibilities.

There is no fault in the game, and it should run quite happily on a 64K 800XL. Also, there are not more than 128 variables in the program – so why does the error occur?

The answer lies in the way in which Atari Basic functions, using a system known as tokenisation. All this means is that after you've typed in each line, Basic converts all that long-winded text into a much shorter set of symbols.

For example, when you type REM, Basic will store it as a single Ascii byte zero. Similarly, DATA would give a value of one, INPUT two, COLOR three, and so on.

Another way in which it packs your program in into a smaller space is by using a similar technique with variable names. You may find variables with names such as MYDISPLAYLIST and CUSTOMERSTOCKCODE useful, but they waste an enormous amount of memory. Just think, if you used them each 20 times in your program you'd have just wasted half a kilobyte of ram. It is obviously far more convenient and compact for Basic to store the name just once, and use another one-byte token whenever it needs to refer to it.

Each time you type in a new variable name as you key a program in, the computer will set up an entry in a special table – called the variable name table – and the tokenised line will just contain a reference number. This whole table is always stored with the program when you save it and, in fact, there are only two ways to remove it –

Turn to Page 54 ▶

◀ From Page 53

load a new program or type NEW.

I assume you must have been working on another listing before you started typing in Chopper Rescue, so leaving all the variable references from that previous program were left in memory. When you started working on Chopper Rescue you simply added your new variables to the end of the table, and eventually filled it up to the maximum of 128 entries.

The solution is simple: Firstly you should list the program to disc using:

```
LIST "D:TEMPFILE"
```

Then type NEW to erase both the program and the variable name table from memory, leaving a clean slate ready to accept the correct table. Now all you need do is use:

```
ENTER "D:TEMPFILE"
```

The program will be read back in, line by line, and a new table created just as though you were typing the lines in from the keyboard. This tokenising process is usually very fast – you certainly wouldn't notice it when typing in a single line from the keyboard – but you will find that ENTER is very much slower than LOAD due to the extra time taken by this routine.

You might like to take a look at the token table for yourself so I've written a small program which will display the current contents of the variable name table, plus the rom-based statement and function tables. In case you want to delve further, the ram-based tables start straight after Dos and there are a set of zero page pointers to keep track of them.

The variable name table we have been discussing is pointed to by locations 130 and 131 (in normal 6502 low-high format). The end is indicated by locations 132 and 133 but, since there is normally a null byte (zero) at the end, the program doesn't test for the end address.

Locations 134 and 135 point to the variable value table. This contains eight-byte values for each variable defined in the name table, and it is these entries which determine the type of variable (numeric, string or array).

Locations 136 and 137 point to the statement table – the tokenised version of the program itself. Locations

SOFTWARE Solutions

138 and 139 indicate the last entry in this table, and it is here that your immediate mode commands are stored until Basic has finished processing them.

After the program space comes an area reserved for the contents of strings and arrays (pointed to by 140 and 141), and finally locations 142 and 143 point to Basic's internal stack which keeps track of GOSUBs and FOR ... NEXT loops.

```
10 VER=PEEK(43234)
20 IF VER=162 THEN STATTAB=42159:OPTAB
=42979:REM REV A BASIC
30 IF VER=234 OR VER=96 THEN STATTAB=4
2143:OPTAB=42974:REM REV B/C BASIC
40 IF OPTAB=0 THEN ? "ERROR: NOT REV A
, B OR C BASIC":END
100 GRAPHICS 0
110 ? "VARIABLE NAME TABLE":?
120 ADDR=PEEK(130)+PEEK(131)*256
130 BASE=128:OFFSET=0
140 GOSUB 1000
200 ? :? :? :? "STATEMENT TOKEN TABLE"
:?
210 ADDR=STATTAB
220 BASE=0:OFFSET=2
230 GOSUB 1000
300 ? :? :? :? "OPERATOR TOKEN TABLE":
?
310 ADDR=OPTAB
320 BASE=16:OFFSET=0
330 GOSUB 1000
400 END
1000 REM PRINT TABLE CONTENTS
1010 NUM=BASE:? "TOKEN","CONTENTS":?
1020 ADDR=ADDR+OFFSET
1030 IF PEEK(ADDR)=0 THEN RETURN
1040 PRINT NUM,:NUM=NUM+1
1050 IF PEEK(ADDR)>127 THEN 1070
1060 PRINT CHR$(PEEK(ADDR));:ADDR=ADDR
+1:GOTO 1050
1070 PRINT CHR$(PEEK(ADDR)-128):ADDR=A
DDR+1:GOTO 1020
```

Speedier sort

Finally this month a letter from **G. Yearwood** of Lincoln who writes:

"Having had my Atari 130XE for a few months, I have progressed to the stage where I'm trying to write programs of my own.

I have written a database program of names and address of just about everyone I know and it seems to work fine apart from one snag: Any amendments or additions to the information will initiate a sorting of the surnames, and here lies the problem – it takes ages!

Is there a machine code routine for string sorting that I could use to speed things up?"

This is another problem where machine code is not the best solution, and a little bit of lateral thinking will let you do the job much more elegantly in Basic. What you really need to do is redefine the problem.

You have a sorted list of names and addresses, in surname order. When adding a new entry to this you are at present adding it to the end of the list and then re-sorting the whole thing to get it back into order. But wait a moment – there's only one entry out of sequence here, so isn't it rather a waste of time re-sorting the whole lot?

Instead, why not simply put the new entry in the correct position in the first place? If you do this every time a new record is added, the list will always remain in sequence and you'll never have to do a sort again.

Each time you want to add a new item to your list, search through until you find the entry just after the position you want to place your new entry. Then move the rest of the text up in memory to make room for it and just drop it in to place.

For example, if you wanted to add the name Smith to a list such as Davidson, Jones, Morgan, Taylor and Willey you would select the next entry (Taylor) and move it up one place together with all the following entries. Then you just fill the gap with Smith.

You will already be familiar with the commands used to modify portions of strings and to compare them, so all you need to know is how to make that extra space. Once again, Basic's string handler comes to the rescue.

Take as an example *TXT$*, which contains a number of 50 character sub-strings which make up your entries. If you want to make space for an extra one at position 201 you would use:

```
TXT$(201+50)=TXT$(201)
```

That's it for this month, but don't forget that solving problems with a computer is often a lot easier if you can step back a couple of paces and think of an alternative way of asking the question. You might find that the answer is a lot simpler than it first looked.

PICKLING PROGRAM



RUTH JAMES brings a bleary eye to the festivities

COCKTAILS are always popular, especially at this time of year, so here is a program to help you create new and exciting drinks. Well, to be perfectly honest, some of the creations sound awful, but then, you never know until you try.

In the world of the cocktail bar, the rule is that almost anything goes, so this program is not terribly reticent about what it mixes.

Every cocktail must have its own name, so lines 1000 to 1160 design one on a modified random basis. The process is open-ended so it can generate extremely long names on occasions. However, they should all be pronounceable – at least before trying the drink.

And endless party fun can be had attempting to say the name after having imbibed.

The program classifies drinks according to type, for example spirits, liqueurs, fortified wines and soft drinks. The recipe for the cocktail is generated by choosing a random number of items – maybe zero – from each category.

Some drinks should never be mixed and these are separated into groups in the spirit and liqueur sections. The program will only match group A and B spirits and liqueurs, never drinks from the same group. Basically group A spirits are grain-based and group B grape-based. Similarly group A liqueurs are generally fruit-based with group B herb-based.

The data statements defining the available ingredients can be modified to remove anything you disapprove of, or to add your own particular favourites. All sections begin with a number which tells the program how many items are in the group. Therefore all you need to do is add or remove items from the data statements in the appropriate section and change the number at the start of the block.

That's enough theory, happy mixing.

WARNING: It ish an offensh, under the 1876 Home Compu(hic)ter Act, to operate a compu(hic)ter while under the influensh of this prog...

How to make a Quagozade

1 Measure of Kirsh
1 Measure of Sloe Gin
1 Measure of Sweet Sherry
1 Measure of Apricot Juice
2 Measures of Pepsi

and some apple slices

How to make a Kemeju

3 Measures of Whisky
1 Measure of Sweet Vermouth
3 Measures of Red Wine
1 Measure of Apricot Juice
1 Measure of Pepsi

and some fresh pineapple cubes
and some lime peel
and some dried apricots

How to make a Tirebelu

2 Measures of Kirsh
2 Measures of Madeira
2 Measures of Pineapple Juice
1 Measure of Lemon Juice

and some raisins
and some ice cubes
and some fresh pineapple cubes

How to make a Poquaguaqua

1 Measure of Schnappsa
2 Measures of Slow Gin
3 Measures of White Wine
3 Measures of Pear Juice

and some apple slices

```
1 REM THE PAN-GALACTIC COCKTAIL BAR
2 REM BY RUTH JAMES
3 REM (c)ATARI USER
5 GOSUB 500
10 ? CHR$(125)
15 POSITION 5,0:? "THE PAN-GALACTIC CO
CKTAIL BAR":POSITION 5,1:? "----------
------------------"
17 POSITION 5,2:? "By Ruth James"
20 POSITION 5,6:? "How to make a ";
30 GOSUB 1000
35 ? :?
40 V=INT(RND(0)*2)=1
50 IF V=1 THEN LIN=3000:GOSUB 300:LIN=
4000:GOSUB 300
60 IF V<>1 THEN LIN=2000:GOSUB 300:LIN
=5000:GOSUB 300
70 LIN=6000:GOSUB 300
80 LIN=7000:GOSUB 300
90 LIN=8000:GOSUB 300
100 ? :LIN=9000:GOSUB 300
110 POSITION 4,20:? "PRESS ANY KEY FOR
 ANOTHER DRINK"
120 OPEN #1,4,0,"K:"
130 GET #1,KEY:IF KEY<>0 THEN RUN
140 GOTO 130
300 REM INGREDIENTS
305 RESTORE LIN
310 READ N
320 N=INT(RND(0)*N)+1
330 FOR I=1 TO N
340 READ ING$
350 NEXT I
360 T=INT(RND(0)*4)
370 IF T=0 THEN RETURN
380 IF LIN=9000 THEN ? "   and some ";
:GOTO 410
390 ? "   ";T;" Measure";
400 IF T>1 THEN ? "s";
405 PRINT " of ";
410 ? ING$
420 IF INT(RND(0)*100)<10 THEN 305
430 RETURN
500 REM INITIALISE
```

Turn to Page 56 ►

◀ From Page 55

```
505 POKE 752,1:SETCOLOR 2,0,0
510 DIM VOW$(5),CONST$(21),ING$(20)
520 VOW$="AEIOU"
530 CONST$="BCDFGHJKLMPQRSTVWXYZ"
540 RETURN
1000 REM SELECT NAME
1010 R=INT(RND(0)*20)+1
1020 ? CONST$(R,R);
1030 IF R=12 THEN ? "U";
1040 IF R=15 THEN IF INT(RND(0)*5)=1 T
HEN ? "H";
1050 R=INT(RND(0)*5)+1
1060 ? VOW$(R,R);
1070 R=INT(RND(0)*20+1)
1080 ? CONST$(R,R);
1090 IF INT(RND(0)*15)=1 THEN ? CONST$
(R,R);
1100 IF R=12 THEN ? "U";
1110 IF R=1 THEN IF INT(RND(0)*20)=1 T
HEN ? "B";
1120 IF R=2 THEN IF INT(RND(0)*2)=1 TH
EN ? "K";
1130 IF R=15 THEN IF INT(RND(0)*9)=1 T
HEN ? "H";
1140 IF R<>12 THEN IF INT(RND(0)*10)=1
 THEN ? "R";
1150 IF INT(RND(0)*5)<2 THEN 1050
1160 RETURN
2000 REM SPIRITS GROUP A
2010 DATA 8,Gin,Whisky,Vodka,Kirsh,Sak
i,White rum,Tequila,Schnapps
3000 REM SPIRITS GROUP B
3010 DATA 4,Brandy,Dark rum,White rum,
Armagnac
4000 REM LIQUEURS GROUP A
4010 DATA 21,Apricot brandy,Peach bran
dy,Advocaat,Abricotine,Blackberry liqu
eur,Cassis,Moka,Cherry brandy
4020 DATA Cointreau,Creme d'Ananas,Cre
me de Cassis,Creme de Fraise,Creme de
Mandarine,Creme de Noyau,Curacao
4030 DATA Drambuie,Framboise,Glayva,Gr
and Marnier,Maraschino,Van der Hum
5000 REM LIQUEURS GROUP B
5010 DATA 9,Sweet vermouth,Dry vermout
h,Strega,Sloe gin,Millefiori,Creme de
Menth,Yellow Chartreuse,Campari
5020 DATA Green Chartreuse
6000 REM WINES AND FORTIFIED WINES
6010 DATA 9,White wine,Red wine,Rose w
ine,Cider,Port,Sweet sherry,Dry sherry
,Medium sherry,Madeira
7000 REM SOFT DRINKS
7010 DATA 9,Lemon juice,Apple juice,Pi
neapple juice,Tomato juice,Apricot jui
ce,Orange juice,Mixed fruit juice
7020 DATA Lime Juice,Pear Juice
8000 REM FIZZY DRINKS
8010 DATA 8,Coke,Pepsi,7 Up,Lemonade,B
itter Lemon,Tonic water,Ginger ale,Sod
a water
9000 REM FLOATERS
9010 DATA 13,orange peel,ice cubes,clo
ves,Lemon peel,Lime peel,cherries,crus
hed ice,apple slices,raisins
9020 DATA dried apricots,dried peaches
,fresh pineapple cubes,orange slices
```

Get it right!

LINE	CHSUM	LINE	CHSUM	LINE	CHSUM
1	CAJ (W)	350	P33 (P)	1110	JXG (H)
2	CAK (3)	360	4EC (L)	1120	PAX (K)
3	CAL (V)	370	D7T (N)	1130	GLK (W)
5	P9A (P)	380	30X (9)	1140	VJX (8)
10	P99 (E)	390	H5C (R)	1150	TT8 (S)
15	6U0 (N)	400	3MJ (L)	1160	VTK (W)
17	XF3 (X)	405	PNQ (A)	2000	CXP (R)
20	2C3 (J)	410	HEC (H)	2010	9PQ (N)
30	ROL (M)	420	W8W (U)	3000	CXQ (J)
35	CVY (W)	430	RK8 (Q)	3010	JSO (1)
40	9RX (W)	500	CUW (W)	4000	CXR (2)
50	73R (T)	505	QYH (U)	4010	MGA (K)
60	1MF (U)	510	61E (P)	4020	8QF (W)
70	337 (T)	520	SCF (L)	4030	LNT (7)
80	33A (P)	530	Y8H (W)	5000	CXS (5)
90	33E (5)	540	RP9 (L)	5010	8XS (T)
100	GWT (J)	1000	CXN (N)	5020	TSP (J)
110	KNJ (K)	1010	8UA (U)	6000	CXT (H)
120	4XC (2)	1020	7QH (9)	6010	3R8 (E)
130	X5V (R)	1030	4M1 (N)	7000	CXU (E)
140	QL7 (8)	1040	GJF (Q)	7010	FAN (7)
300	CUU (4)	1050	8XP (F)	7020	2N9 (E)
305	XCX (8)	1060	VQS (Q)	8000	CXV (2)
310	P57 (F)	1070	98T (8)	8010	OXV (T)
320	95U (3)	1080	83H (R)	9000	XW (M)
330	TGH (A)	1090	XUQ (R)	9010	MVA (7)
340	WK7 (M)	1100	4F1 (4)	9020	USU (W)

MUCH MORE THAN A MAGAZINE

80 pages in most issues

PAGE 6 has been supporting Atari computers for 5 years – coverage now includes both 8-bit and ST. Get the latest copy from your local newsagent or by subscribing.

We also support our readers in many other ways.

* All 8-bit magazine programs on disk with bonus programs included
* Books for beginners to experts
* Dust covers for all Atari equipment
* The widest range of Atari public domain software available anywhere

Phone us on 0785 57005 for further details or visit your local newsagent today

£10

Making the most of Mini Office II

WHILE playing around with Dos 2.5 the other day I got the directory of my Mini Office II disc on screen. I found that any of the modules can be loaded using the binary load feature of Dos – that is option L, followed by the filename of the module you wish to load.

Also when using the word processor, if you type Return – but not a marked Return, which would show up as a bent arrow character – then backspace with the cursor and type Control+inverse video key, the Escape (27th) character will appear.

This is very useful for printer codes, especially if you have run out of macros. This enables you to switch between fonts, pitches or new character sets without having to resort to using macros, which is very useful for anybody who wants to re-define the printer set, but doesn't have enough room to do so in the macro menu.

On a different topic, when using Dos 2.5 and you wish to view a text file without having to go into the word processor, select option C from Dos and type: FILENAME.EXT,E: to display the file to screen, or: FILENAME.EXT,P: to print the file out.

If the text is scrolling too fast use Control+1 to stop or start it. When printed out the file is of a poor format, so its only use is if you want to quickly check a document before creating a final copy. – **Jonathon Burg, London.**

WP with a recorder

COULD you pease inform me if there are any word processors available for use with a data recorder? – **Marcus McCollum, Balymoney, Co. Antrim, N.Ireland.**

● The AtariWriter cartridge will work with a cassette deck. When a file is saved long inter-record gaps are used and this this unfortunately slows the proceedings down – but it does work perfectly well.

Software compatability

I HAVE been reading Atari User *for five months and I find it excellent. But I have some questions: Is 8 bit software compatible with the 16 bit ST? And how can you get the Atari to take in a letter or number without you having to press Return?* – **Simon Lewis, Lee, London.**

● No the software written for the 8 bit Atari micros is not compatible with the ST. The latter uses a Motorola 68000 CPU while the 8 bit Atari uses a 6502C microprocessor.

The way to get the Atari to take a number from the keyboard without having to press Return is to use the OPEN and GET commands.

The simplest way to explain this is to give you a example program:

```
10 OPEN #1,4,0,'K:'
20 GET #1,KEY
30 IF KEY=32 THEN 50
40 GOTO 20
50 ?'YOU PRESSED THE SPACEBAR'
```

Line 10 tells the computer to look for an input from the keyboard. The K: in the OPEN command tells the computer to look at the keyboard, and the 4 indicates an INPUT operation.

The GET#1,KEY command on line 20 takes this input and assigns the Ascii value to *KEY* which is just a variable name and can be anything you want.

Line 30 checks to see if the key pressed is the spacebar and if it is goes to line 50. Line 40 simply puts the computer into a loop waiting for the spacebar to be pressed. Line 50 simply prints a message indicating you hit the spacebar.

Waiting for new drive

I RECENTLY ordered a 1050 disc drive from Compumart, but I received a letter saying that Atari have withdrawn it. They also said that a new disc drive made by Atari will be released around September.

Could you please tell me the differences between it and the old 1050 and will software be compatible? Also, when exactly will it appear? – **A Pyrski, Slough, Berks.**

● The Atari 1050 disc drive has been withdrawn so it can be replaced with the XF-551 drive. This was expected to be released before Christmas, but Atari is experiencing difficulties so the release date will probably be around January.

The main difference between the two drives is that where the 1050 required a modification to give double density and faster loading speed, the XF-551 has true double density and high-speed load built in. Atari guarantees the drive will retain full compatability with all existing software.

WIN A TENNER!

EACH month we will award £10 prizes for the most interesting letters sent to us.

So now there's more reason than ever to contribute to our lively mailbag pages.

Get your pens out, start writing and you could be one of the winners. The address:

Mailbag Editor
Atari User
Europa House
Adlington Park
Adlington
Macclesfield SK10 5NP

Help in business

THREE years ago I bought an Atari 800XL with Atari 1050 disc drive but never used them. Last year, after being made redundant, I started my own taxi and private hire business which has proved successful.

I now wonder if it is possible for me to use the computer in my business with

Turn to Page 58 ►

◀ From Page 57

regard to my personal taxation, business accounts and business writing using a word processor.

I realise that if such programs are available I would also require a printer and your suggestions would be appreciated. – **G. Hallas, Blackpoool, Lancs.**

● An ideal product for you to buy to help you with your business is Mini Office II. It is disc based and gives you a word processor, spreadsheet, database, label printer, graphics package and communications program for only £19.99.

It is designed to work with an Atari 1029 or Epson-compatible printer. The 1029 will plug straight into the serial port on your 800XL, but other printers need an Atari 850 interface box or some other suitable printer interface before you can use them.

There is a review of the Panasonic KX-P1081 – an Epson compatible printer – in the October 1987 issue of *Atari user.*

ATARI USER Mailbag

WE welcome letters from readers – about your experiences using the Atari micros, about tips you would like to pass on to other users . . . and about what you would like to see in future issues.

The address to write to is:

Mailbag Editor
Atari User
Europa House
Adlington Park
Adlington
Macclesfield SK10 5NP

Booting with Basic

I OWN an Atari 800XL and have an annual subscription for Atari User. *I typed in Get It Right II! from the November issue, checked it with the old Get It Right! and saved it on cassette as instructed in the magazine.*

When loaded into memory I get on screen the message Get It Right II (in a box) and Loaded OK (not in a box) but I do not get the message Ready. Instead it goes straight to the Self Test routine.

Can you explain why the Ready message is not coming up on my screen. – **Maureen Seymour, Ayrshire, Scotland.**

● You will find your problem lies with the procedure you are using to load the new autoboot file into memory. If you hold the Option and the Start keys when booting the program, you will switch off Basic.

When the GIR program attempts to go to Basic after loading it.won't be able to, so it will go into self test. You only have to hold the Start key down to boot with Basic.

Switching Dos formats

Is there a utility available that will allow me to convert Dos 3 files to a Dos 2.5 format? – **James Harvey, Hammersmith, London.**

● The Dos 2.5 master disc contains a file called COPY32.COM which will allow you to do this. You'll also have the enhanced density available and retain full compatibility with Dos 2.

Auto line numbering

I HAVE recently bought an 800XL and I am still learning how to use it. it seems to lacks the facility of automatic line numbering and renumbering.

Have these subjects ever been featured in Atari User? – **D.M. Hill, Stranraer.**

● In the August 1987 issue we published a utility to renumber Basic programs. It creates an autoboot disc or cassette file that loads into memory and remains resident until the power is turned off. We hope to cover auto line numbering in a future issue.

Basic facts in Basics

I AM a new Atari owner and I borrowed a book on Basic from a friend who owns another make of computer. When I type in some of the programs I get error messages, though I'm certain I have made no mistakes when typing them in.

Could you please explain to me what is going on? Is there some secret to typing

Getting it quite right

I'VE just typed in your excellent new Get–It–Right II checksum program, and I think it's really good. I especially like being able to call it up instantly rather than having to LIST and ENTER everything.

However, I can't seem to make it checksum itself correctly – either with the old or new versions. Both give me the same error lines – 130 and 3010. On GIR II I also get the wrong cumulative check digit from line 130 onwards.

Since these are only PRINT lines and the program seems to work fine, I wasn't too worried – but I have checked the spacing of each line very carefully and I still can't get it to give the right checksum.

I'm wondering – is it me, or are the checksums printed correct or not? – **Michael Hayston, Aston, Birmingham.**

● *Andre Willey replies:* Some of you have noticed that the two checksums printed alongside the Basic version of my Get It Right II program didn't quite match the listing.

This was rather embarrassing and caused by a printing error which meant that two lines of the program containing inverse video text were inadvertently printed as normal characters.

On line 130 the text inside the quotes should have been shown as inverse video, including one extra inverse space on either side of the wording. Similarly line 3010 should also have had the whole of its PRINT text string in inverse video.

The program will still work quite correctly without either of these changes, of course, but it did mean that the checksum values for these lines didn't match.

Both checksums were printed out from my original program listing before the printers omitted the inverse text.

So in fact the checksums are both correct it's the listing that's wrong. I'm sorry for any confusion caused.

in programs out of books? – **Richard Lawson, Heaton Mersey, Stockport.**

● All Basics are different, although most are based on a dialect of the language developed by the Microsoft Corporation. Nearly all publications outside those dedicated purely for your computer feature programs written in the most common style of Basic available.

Unfortunatly, Atari Basic differs from most of these, so you will have to modify the program listings to a style that Atari Basic will accept.

Computer comparison

CAN you please explain the difference between the 800XL and the new 65XE computer. Is the 65XE as reliable and can it do all the things the 800XL can do?

At £99 it sounds a very good buy and if it can do all the things the 800XL can do it will be a good starter pack. – **J. L. White, Hawarden, Clwyd.**

●The 65XE computer and the 800XL are very similar to each other. The major differences occur in the physical design and layout of the micro. On the 800XL the cartridge socket is on the top, but on the 65XE it is positioned at the rear.

The parallel bus that featured on the 800XL is not on the 65XE, nor does it have the expansion bus that appeared on the 130XE.

Serious searches

I RECENTLY started writing a database program to store my friends' names and addresses on my Atari 800XL.

The main program proved no problem, but when it came to writing a routine to search through the names to find one individual surname, the program slowed down to almost snail's pace. Could you give me any help on this matter? – **Alexander Brook, Cheadle Hulme, Cheshire.**

● When searching through the surnames there is, as usual, a slow way and a quick way. The slow way is the most obvious – you start at the first entry number and continue until you find the one you're looking for.

This is an obvious way, but rather tedious. You certainly wouldn't work that way if you were looking up a phone number in the directory, would you?

A much faster method is to open the book in the middle and decide whether you've got to go forward or back. By looking at just one name you've already eliminated half the directory.

If you then turn to the middle of the section you now know the entry's in, and again decide whether it's above or below the one you've selected, you will have quartered the book – and so on until you find the name you're after.

Using this method the computer could find any one item in an ordered list of 1000 by looking at just 10 entries.

This system is known as a binary chop, because each successive test chops the remainder of the list in half.

Following this method you should have no problem in speeding up the search routine, and the coding for it is relatively simple.

Differing TV systems

THE other day I was reading an American magazine for the Atari 8 bit computers and was intereted when it started making comments about the PAL and NTSC television systems.

Could you please explain the differences between the two and why would this affect the Atari computers? – **Pamela Benjamin, Warrington, Cheshire.**

● The PAL system is one of the European television standards that we use. It has a 50Hz frame rate and uses 312 lines per frame to build a picture on the screen.

The NTSC system is the American equivalent to PAL. However, it only uses 262 lines per frame to build a picture and uses a faster frame rate of 60Hz.

This means that although the screen is up-dated faster on the American television, the picture quality is not as good as that achieved by PAL.

Atari computers were initially designed around the NTSC system, but when they were sold in Europe a hardware modification was made so they would be compatible with the PAL system. So, the difference in the way the two systems work will not directly affect your own micro.

Right lines for fault

THANK you for a great magazine, and thanks also for my copy of Sprong by Red Rat software that I won in your birthday competition. I was very pleased with it.

In the November 1987 issue of Atari User *you published the listing for Greedy Gunther.*

After I had completed the first screen the program was in the process of drawing the second when it came up with an ERROR 8 at line 3010. After checking line 3010 I found it to be correct. Could you please help me? – **Michael Davies, Braintree, Essex.**

● The error that the program is encountering is not actually at line 3010, but is in fact located between lines 3696 to 3890. You will probably find that you have entered one or more of the data statements incorrectly. Check these lines very carefully and you should find your error.

Pin-outs in the 800XL

FOR a while now I have had an interest in the field of electronics and computers. I have built many of the gadgets that have appeared in Atari User, *but I now wish to design and build my own hardware modifications for my 800XL.*

Most pin-outs for the connectors on my Atari have been readily available, but I have found it impossible to get the any details for the serial I/O connector on the rear.

I would appreciate it very much if you could help me. – **Philip Marsh, Hammersmith, London.**

● Here is a diagram of the pin-outs for the serial I/O connector:



Serial I/O jack

1. Clock input
2. Clock output
3. Data input
4. Ground
5. Data output
6. Ground
7. Command
8. Motor control
9. Proceed
10. +5/ready
11. Audio input
12. +12 volts
13. Interrupt

ATARI USER MAIL ORDER OFFERS

Enter the magical world of Kerovnia!

SAVE UP TO £10

This fascinating adventure features the most sophisticated parser around: You can type complex sentences and interact with the many characters, including some very intelligent animals.

This superb package includes a 44-page novel and a cryptic help section.

‘The program took three man years of programming time to produce – and it shows. The Pawn is the stuff from which cults are made.’

– Anthony Ginn, Atari User, May 1986

SAVE UP TO £10

Guild of Thieves – it's a steal!

Game of the Year 1987

Guild of Thieves is the long-awaited follow-up to the award-winning adventure, The Pawn.

You're back in the fantasy world of Kerovnia, in the role of a novice thief who has applied to become a member of the illustrious Guild. To prove your worthiness you must ransack an island of all its treasures.

There are 29 beautiful illustrations, a massive vocabulary, and a text parser which is claimed to be more sophisticated than the parser in the Infocom adventures.

‘This is an absorbing, funny and tantalising adventure and guaranteed to be another sure-fire winner for Rainbird.’

– Bob Chappell, Atari User, October 1987

Suitable for	Product	Format	RRP	Special reader offer	YOU SAVE	Offer including subscription	YOU SAVE
Atari 800/130 with 1050 disc drive	The Pawn	Disc	£19.95	£14.95	£5	£24.95	£10
	Guild of Thieves	Disc	£19.95	£14.95	£5	£24.95	£10

TO ORDER PLEASE USE THE FORM ON PAGE 61

12/87.6

ATARI USER MAIL ORDER OFFERS

Protect your Atari .

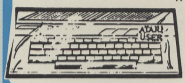

with this luxury dust cover for your Atari XE or XL . It's made of clear, water-resistant vinyl and bound with strong cotton

Only £3.95

. . . and your Atari Users

A year's supply of Atari User can be kept in this handsome chocolate brown binder

Only £4.95

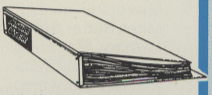

Secure storage for your discs



The ideal storage medium for your 5.25in discs.

The luxury padded PVC boxes are strongly made to protect your valuable discs and can be packed flat when not in use.

Box holds up to 60 5.25in discs

£4.95

Disc Storage Box

NEW

Holds up to 60 5.25" discs £4.95 *7098* ☐

Dust Cover

£3.95 UK 130XE *7031* ☐
£4.95 Europe/Overseas 800XL *7060* ☐

Atari User Binder

£4.95 UK; £6.95 Europe; £11.95 Overseas Airmail *7029* ☐

ORDER FORM

★ **Special price if accompanied by subscription or renewal**

Valid to 31/1/88

All prices include postage, packing and VAT
Overseas orders despatched by Airmail.

(✓) £ p

Annual subscription

New

UK £15 *7001* ☐
Europe (incl. Eire) £18 *7003* ☐
Overseas (Airmail) £33 *7004* ☐

Commence with _____ issue

Renewal

UK £15 *7002* ☐
Europe (incl. Eire) £18 *7701* ☐
Overseas (Airmail) £33 *7702* ☐

Back Issues

£1.50 UK
£2.00 Europe & Eire
£3.25 Overseas

January 1987 *7409* ☐
February 1987 *7410* ☐
March 1987 *7411* ☐
April 1987 *7412* ☐
May 1987 *7413* ☐
June 1987 *7414* ☐
July 1987 *7415* ☐
August 1987 *7416* ☐
September 1987 *7417* ☐
October 1987 *7418* ☐
November 1987 *7419* ☐
December 1987 *7420* ☐

Mini Office II *(see page 40)*

Disc 400/800/XL/XE (48k required) £19.95 *7050* ☐

Add £2 for Europe/£5 for Overseas

Ten of the Best Games *(see page 46)*

NEW

Disc ★ £1.95 £4.95 *7013/7014* ☐☐

Add £1 Europe inc Eire/Overseas

Ten of the Best Utilities *(see page 46)*

NEW

Disc ★ £1.95 £4.95 *7017/7018* ☐☐

Add £1 Europe inc Eire/Overseas

Guild of Thieves *(see page 60)*

NEW

Atari 800/130 Disc ★ £9.95 £14.95 *7019/7020* ☐☐

The Pawn *(see page 60)*

Atari 800/130 Disc ★ £9.95 £14.95 *7033/7034* ☐☐

Readers in Europe (inc Eire) add £2. Overseas add £4 per item unless otherwise indicated

TOTAL

Send to: Database Publications, FREEPOST, Europa House, Adlington Park, Adlington, Macclesfield, Cheshire SK10 5NP

(No stamp needed if posted in UK) *Please allow 28 days for delivery*

Order at any time of the day or night

Telephone Orders:	Orders by Prestel:	MicroLink/Telecom Gold
0625 879920	Key *89, then 614568383	72:MAG001

Fax Orders: 0265 879966

Don't forget to give your name, address and credit card number

ENQUIRIES ONLY: 0625 879940 9am-5pm

Payment: please indicate method (✓)

☐ Access/Mastercard/Eurocard/Barclaycard/Visa — Expiry Date ___/___

No. ☐☐☐☐ ☐☐☐☐ ☐☐☐☐ ☐☐☐☐

☐ Cheque/Eurocheque made payable to Database Publications Ltd.

Name _____ Signed _____

Address _____

_____ Post Code _____

Tel _____

AT1

New from STV Software

"Galactic Cresta"

A fast space shoot-em-up
In your local Atari shop now at

£3.99

Cassette only

Or Direct from:

STV Software
9, Chiswick Walk, Chelmsley Wood
Birmingham B37 6TA

ADVERTISERS' INDEX

21st Software 12
Acorn 4
Centec 34
Chips 17
Compumart 23,25
Computer House 42
Computerware 24
Cut Price Software 62
Database Software 40
Datel Electronics 62
Howfensoft 62
J.R.Davis 34
Ladbroke Computers 51
Meedmore Distribution 34
MicroLink 8
Miles Better Software 30
Monitor Magazine 25
Page 6 56
Red Rat Software 64
R H Design 17
Silica Shop 63
Software Express 2
Stortsoft 23
STV Software 62
Sunaro Software 23
Tynesoft 7

ATARI 400/600/800/XL/XE UTILITIES AND GAMES

HOWFEN DOS 3–More than a tape to disc convertor it's the best menu driven file/game management system yet. Holds up to 40 programs per disc displayed on a colourful menu. Run the program you want at the press of a button. 8 Functions including multi stage tape to disc, disc to tape, disc to disc. Extra function to convert all your old menu systems (multi boot etc.) to Howfen DOS works in any density – (at warp speed in DD). No other program needed. **£17.95.**
DISC DUPE 3–Excellent sector copier for ordinary or bad sectored protective discs. Remembers bad sectors and recreates them. Includes rpm test and formator. **£9.95.**
KOPY KART–Transfer your favourite cartridge software to disc or tape. Comes complete with cartridge emulator. **£20.95.**
KOPY T4– Back up single/multi stage tapes easily. **£7.95.**
AUTOMENU–Automatically lists every file on disc (Basic or Binary) and will run them at the press of a button. Works in any density –any DOS. **£7.95.**
DOS-MOD– Modify Atari DOS to work kin true double density when used with US 1050 with doubler mod IS plate or Happy. Gives 180k capacity on EACH side of the disc. **£9.95.**
ELECTRONIC DISC NOTCHER KIT–Use other side of disc without notching. **£14.95.**
GAMES–A large selection of used ORIGINAL software on tape, disc and cartridge at half new price or less. 5 free games with all orders over £20.

For our range of tape/disc/cartridge utilities and games send large SAE to:
HOWFENSOFT
145 BANKSIDE, WESTHOUGHTON, BOLTON, LANCS.
Overseas add £2 to all orders.

TURN YOUR 1029 PRINTER INTO 4 PRINTERS IN ONE with FONT IV



Replacement character ROM!

Yes 4 character sets at the flick of a switch – 3 new sets – all with **true descenders.** **ONLY £24.99** POST FREE

☐ Simply replace the old character ROM in your 1029 with FONT IV. No soldering or cutting necessary.

☐ Fitted in minutes.

☐ 100% compatible with all existing software.

☐ Adds new dimensions to your letters & documents. Contains existing Atari character set plus 3 new sets:

NLQ	FUTURE	DESCENDER
ABCDEFGH	ABCDEFGH	ABCDEFGH

or just descender ROM for only £12.99 POST FREE

☐ If you prefer we can supply just the descender character on a chip at a lower price.

☐ Simple to fit – no soldering etc.

☐ 100% compatible with existing software.

DATEL ELECTRONICS
USUALLY SAME DAY DESPATCH ON ALL ORDERS
(CHEQUES PO'S TO)
UNITS 8/9
LINTON INDUSTRIAL ESTATE
DEWSBURY ROAD, Fenton,
STOKE ON TRENT TEL 0782 273815
FAX. (0782) 264510
24 HR CREDIT CARD LINE
SEE US ON PRESTEL
PAGE No. 258880888A
12 Page Catalogue
Order Page
FOREIGN ORDERS ADD £2 POST NOW

CUT PRICE SOFTWARE LTD

AT ST SOFTWARE	RRP	OUR
Guild of Thieves	24.95	15.95
Trivial Pursuit	19.95	14.95
Alt World Games	19.99	13.95
Indiana Jones	19.99	13.95
Gauntlet 1 or 2	24.95	15.95
Subbattle Sim	24.99	15.95
Barbarian	24.95	15.95
Terrorpods	24.95	15.95
Strip Poker	14.95	9.95
Leaderboard	24.95	15.95
T.N.T.	19.95	13.95
Mercenary Comp.	24.95	15.95
Psion Chess	24.95	16.95
Sentinel	19.95	13.95
Star Trek	19.95	14.95
Backlash	19.95	14.95
Balance of Power	24.95	16.95
Goldrunner	24.95	15.95
Bridge Player 2000	19.95	13.95
Knight Orc	24.95	15.95

ATARI 800 TOP 20 TITLES	CASS	DISC
(1) Gauntlet	7.25	11.95
(2) Tomahawk	7.25	11.95
(3) Silent Service	7.50	11.95
(4) Football Manager	7.25	N/A
(5) International Karate	6.50	10.95
(6) Pole Position	7.25	N/A
(7) The Pawn	N/A	15.95
(8) Silicon Dreams	11.95	14.95
(9) Jewels of Darkness	11.95	14.95
(10) Strip Poker	2.50	N/A
(11) Mercenary + Second City	9.95	14.95
(12) Trivial Pursuit	11.95	17.95
(13) Leaderboard	7.25	11.95
(14) Zaxxon	7.25	7.25
(15) Guild of Thieves	N/A	15.95
(16) Knight Orc	11.95	15.95
(17) Mini Office 2	N/A	15.95
(18) F15 Strike Eagle	7.25	11.95
(19) Hardball	7.25	11.95
(20) Arkanoid	6.95	11.95

(Game products Postage FREE U.K. mainland only. Overseas orders add £1.00 per item; Airmail £2.50 per item. Price list available please send S.A.E.). Cheques/Postal Orders (STERLING ONLY PLEASE) made payable to:

CUT PRICE SOFTWARE LTD (Dept 5) Unit 6, Stort House, Riverway, Harlow, Essex, CM20 2DW
Tel: (0279) 24433 (24 Hr. Answerphone) or 31956 During office hours.
(Visa or Access Welcome). (Sega games machines now available only £99.95 including next day delivery U.K. Plus free game, full range of software and price list available)

VISA

Have you written a program good enough to sell?

If so we would like to hear from you. Database Software is looking for good quality software –games, utilities, business programs. If you think you have a winner send it for evaluation (on disc or tape, plus instructions and a brief outline) to:

The Manager
Database Software
Europa House, 68 Chester Road
Hazel Grove, Stockport SK7 5NY.

NEW LOW PRICE ST!

ONLY FROM SILICA

Finally, there's a personal computer that not only solves problems like other computers, but also solves the one problem that other computers have created. Affordability. Silica Shop are pleased to present the ST range of personal/business computers from Atari. The ST was designed utilizing the most recent breakthroughs in semiconductor technology, producing a personal computer that performs tasks with fewer parts. Which means it costs less to make. And less to buy. The latest ST computers now include built in power supplies and built in disk drives. The TOS operating system and GEM window environment are now on ROM chips which are already installed in the ST keyboard. This enables automatic instant booting when you switch on. Silica Shop are pleased to offer the complete Atari ST range. Our mail order department is situated in Sidcup and we have 3 retail outlets at Sidcup, Lion House (Tottenham Court Rd) and Selfridges (Oxford Street). We have eight years experience of mail order, longer than any other UK company, and are well established as the UK's No.1 Atari specialist. With a group turnover of over £9 million and in excess of 80 staff, we offer you unbeatable service and support. We provide several facilities which you will find invaluable during your Atari computing life and most of these facilities are available **ONLY FROM SILICA**. We suggest that you read through what we have to offer, before you decide where to purchase your Atari ST.

FREE STARTER KIT - Only From Silica

When you purchase any Atari ST keyboard, you will not only receive the best value for money computer on the market, but you will also receive the following from Atari Corporation as part of the package:

* BASIC Language Disk * BASIC Manual * ST Owners Manual * TOS/GEM on ROM

If you buy your ST from Silica Shop, you will also receive:

* NEOchrome Sampler - colour graphics program * 1st Word - Word Processor

In addition, we at Silica would like to see you get off to a flying start with your new computer, so we have put together a special **ST STARTER KIT** worth over £100, which we are giving away **FREE OF CHARGE** with every ST computer purchased at our normal retail prices. This kit is available **ONLY FROM SILICA** and is aimed at providing users with a valuable introduction to the world of computing. We are constantly upgrading the ST Starter Kit, which contains public domain and other licensed software, as well as books, magazines and accessories all relevant to ST computing. Return the coupon below for full details.

DEDICATED SERVICING - Only From Silica

At Silica Shop, we have a dedicated service department of seven full time Atari-trained technical staff. This team is totally dedicated to servicing Atari computer products. Their accumulated knowledge, skill and experience makes them second to none in their field. You can be sure that any work carried out by them is of the highest standard. A standard of servicing which we believe you will find **ONLY FROM SILICA**. In addition to providing full servicing facilities for Atari ST computers (both in and out of warranty), our team is also able to offer memory and modulator upgrades to ST computers.

1Mb RAM UPGRADE: Our upgrade on the standard Atari 520ST-M or 520ST-FM keyboard will increase the memory from 512K to a massive 1024K. It has a full 1 year warranty and is available from Silica at an additional retail price of only £86.96 (+VAT = £100).

TV MODULATOR UPGRADE: Silica can upgrade the 1040ST-F to include a TV modulator so that you can then use it with your TV set. This is an internal upgrade and does not involve any untidy external boxes. A cable to connect your ST to any domestic TV is included in the price of the upgrade which is only £49 (inc VAT). The upgrade is also available for early 520ST computers at the same price.

THE FULL STOCK RANGE - Only From Silica

We aim to keep stocks of all Atari related products and our warehouse carries a stock of over £½ million. We import many software titles direct from the USA and you will find that we have new releases in advance of many of our competitors. Unlike dealers who may only stock selected titles, we have the full range. In addition, we carry a complete line of all books which have been written about the Atari ST. Our range as wide as ours is something you will find is available **ONLY FROM SILICA.**

AFTER SALES SUPPORT - Only From Silica

Rest assured that when you buy your ST from Silica Shop, you will be fully supported. Our free mailings give news of releases and developments. This will help to keep you up to date with new software releases as well as what's happening in the Atari market. And in addition, our sales staff are at the end of a telephone line to service all of your Atari requirements. If you purchase an ST from Silica and would like any technical advice, we have a full time technical support team to help you get the best from your computer. Because we have both the staff and the systems specifically dedicated to providing after sales service on Atari ST computers, we are confident that our users enjoy an exceptionally high level of support. This can be received **ONLY FROM SILICA.**

FREE CATALOGUES - Only From Silica

At Silica Shop, we recognise that serious users require an in-depth information service, which is why we mail free newsletters and price lists to our ST owners. These are up to 48 pages long and are crammed with technical details as well as special offers and product descriptions. If you have already purchased an ST and would like to have your name added to our mailing list, please complete the coupon & return it to us. This information service is available **ONLY FROM SILICA.**

FREE OVERNIGHT DELIVERY - From Silica

Most orders are processed through our computer within 24 hours of receiving them. Most hardware orders are sent by the overnight GROUP 4 courier service FREE OF CHARGE to customers within the UK. This method helps to ensure minimum delay and maximum protection.

PRICE MATCH - Only From Silica

We hope that the combination of our low prices, FREE UK delivery service, FREE Starter Kit and FREE after sales support, will be enough to make you buy your Atari equipment from Silica Shop. If however, there is something you wish to purchase, and you find one of our competitors offering it at a lower price, then please contact our sales department, providing us with our competitor's name, address and telephone number. If our competitor has the goods in stock, we will normally match the offer (on a 'same product - same price' basis) and still provide you with our normal free delivery. We realise that we are not the only company who will match a competitor's price. However, if you come to us for a price match, you will also be entitled to our after sales service, including free newsletters and technical support. This makes our price match promise rather special, something you will receive **ONLY FROM SILICA**. We don't want you to go anywhere else for your Atari products. So shop at Silica, the UK's No1 Atari Specialist.

SIDCUP (& Mail Order) **01-309 1111**
1-4 The Mews, Hatherley Road, Sidcup, Kent, DA14 4DX

LONDON **01-580 4839**
Lion House (1st floor), 227 Tottenham Court Rd, London, W1P 0HX

LONDON **01-629 1234 ext 3914**
Selfridges (1st floor), Oxford Street, London, W1A 1AB

£260 +VAT=£299

SO MUCH FOR SO LITTLE!

There is nothing that can compare with the incredible value for money offered by Atari's 520ST-FM. For only £260 (+VAT=£299), you can purchase a powerful 512K RAM computer, with a 95 key keyboard (including numeric keypad), MIDI interface, GEM, a palette of 512 colours, mouse controller, and a 512K built-in disk drive. The 520ST-FM has a TV modulator built-in, and comes with a lead to allow you to plug it straight into any domestic colour television set. The mains transformer is also built-in to the keyboard, so there are no messy external boxes. You couldn't wish for a more compact, powerful and stylish unit. Atari ST computers are now firmly established in the UK, there are nearly 500 software titles already available for a wide variety of applications and the list is growing all the time. And that's not all. When you buy your new 520ST-FM (or any Atari ST computer) from Silica Shop, you will get a lot more, including a FREE Silica ST Starter Kit worth over £100. Read the ONLY FROM SILICA section on the left, to see why you should buy your new high power, low price 520ST-FM from Silica Shop, the UK's No1 Atari Specialists. For further details of the range of Atari ST computers and the FREE Silica ST Starter Kit, complete and return the reply coupon below.

ATARI 520ST-FM NOW ONLY £260 (+VAT=£299)
520ST-FM with 512K RAM & mono monitor £399 (inc VAT) **Upgrade from 512K RAM to 1024K RAM £100** (inc VAT)

ATARI 1040ST-F - NEW PRICE

We are pleased to announce a new reduced price point on the 1040ST-F which is now available for only £499 (inc VAT). The 1040 is a powerful computer with 1Mb of RAM and also includes a built-in 1Mb double sided 3½" disk drive. The 1040 has been designed for use on business and professional applications most of which require a high resolution monochrome or colour monitor. It does not therefore have an RF modulator for use with a domestic TV set. Modulators can be fitted for £49 (inc VAT).

1040ST-F Keyboard . Without Monitor	*£499 (inc VAT)*
1040ST-F Keyboard + High Res SM125 Mono Monitor	*£599 (inc VAT)*

If you would like further details of the 1040ST-F, return the coupon below.

MEGA ST's NOW IN STOCK

For the user who requires even more RAM than the 520 or 1040 ST's offer, the new MEGA ST computers are now available. There are two MEGA ST's, one with 2Mb of RAM and the other with a massive 4Mb. Both new computers are fully compatible with existing ST's and run currently available ST software. The MEGA ST's are styled as an expandable Central Processing Unit with open architecture and a detachable keyboard. They are supplied with GEM, a free mouse controller and all extras as with the 520 or 1040. Prices are as follows:

MEGA ST2Mb Keyboard + CPU	*£899 (inc VAT)*
MEGA ST 2Mb Keyboard + CPU + SM125 Mono Monitor	*£999 (inc VAT)*
MEGA ST 4Mb Keyboard + CPU	*£1199 (inc VAT)*
MEGA ST 4Mb Keyboard + CPU + SM125 Mono Monitor	*£1299 (inc VAT)*

If you would like further details of the MEGA ST's, return the coupon below.

ATARI ST

To: Silica Shop Ltd, Dept ATUSR 188, 1-4 The Mews, Hatherley Road, Sidcup, Kent, DA14 4DX

PLEASE SEND ME FREE LITERATURE ON THE ATARI ST

Mr/Mrs/Ms: ..... **Initials:** ..... **Surname:** .....

Address: .....

.....

.....

..... **Postcode:** .....

Do you already own a computer
If so, which one do you own? .....

ATARI XL / XE

Red Rat

Disk £9.95
Cassette £7.95

MONSTROUSLY

Exciting Games!

Two brand new all-action arcade games featuring Demons from Hell, Lost Souls and Giant Monsters that snarl and move in amazing nightmarish animation!

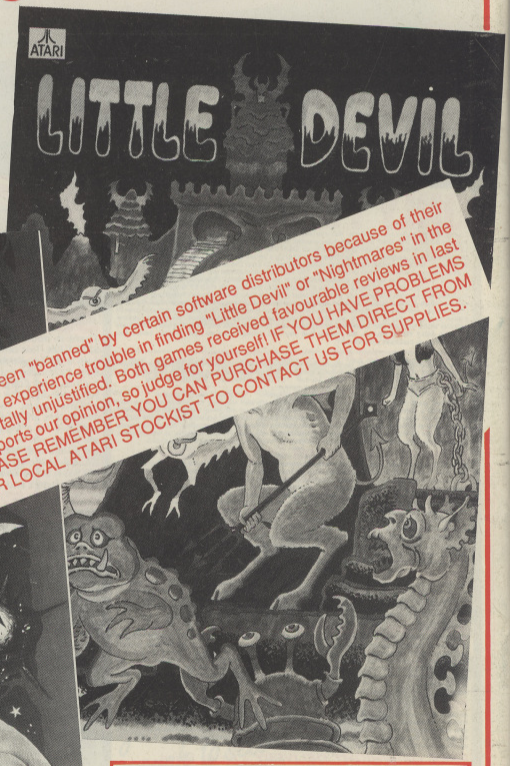

STOP PRESS! Both these games have been "banned" by certain software distributors because of their alleged horror/occult content and you may therefore experience trouble in finding "Little Devil" or "Nightmares" in the shops. Red Rat Software feel that this action is totally unjustified. Both games received favourable reviews in last month's Atari User and Page 6 magazine also supports our opinion, so judge for yourself! IF YOU HAVE PROBLEMS OBTAINING COPIES DUE TO THIS BAN, PLEASE REMEMBER YOU CAN PURCHASE THEM DIRECT FROM RED RAT SOFTWARE, OR PRESSURE YOUR LOCAL ATARI STOCKIST TO CONTACT US FOR SUPPLIES.

AND COMING SOON !!!
DOUBLE PACK No.1 & DOUBLE PACK No.2
TWO GAMES FOR THE PRICE OF ONE!

Obtainable from your local software store or in case of difficulty, direct from

Red Rat Software

11 FENNEL STREET, MANCHESTER M4 3DU
Telephone 061-834 4941